



TestSwitch Catalogue - W3TS Miniature Test Switches

The TestSwitch Catalogue consists of parts that the company either stocks or are viewed as common items ordered by our customers. When submitting an on-line quote please refer to the TestSwitch Part Number in the catalogue and include the quantity of blocks you wish to order. Descriptions of the TestSwitch elements are at the back of the catalogue and drawings of the elements can be found as a PDF download on the website, www.testswitch.com.

TestSwitch Nomenclature:

1-15 = Element Numbers. Refer to the element descriptions at the back of the catalogue or on the website.

All switches are front-connected unless otherwise specified.

r = Red Handle

k - Black Handle

DR = Din Rail Clips

NK = No Safety Knob

CB - Common Bar

C = Cover

G = Ganged (outside the definition of the element number)

Basic Switch = Element #1

Pole = Single Switch Occurrence



1. Barriers are provided between poles of opposite polarity.
2. Elements are arranged left to right, front view.
3. Potential handles are red and current handles are black unless otherwise specified.
4. Any catalogue item/part number can be ordered in any configuration. On the online request there is a text box to enter what you would like to change, i.e. Back Connected instead of Front Connected or with DIN Rail Clips.
5. To provide extra mounting support at 26 poles and additional blank space is added; at 51 poles two additional blank spaces are added.
6. All standard switch assemblies meet all applicable IEEE, EEO, Underwriter Laboratories and ANSI C12.9 standards and are completely non-ferrous, manufactured from high conductivity copper and phosphor bronze.

Hyperlinks:

[1-Pole Blocks](#)

[2-Pole Blocks](#)

[3-Pole Block](#)

[4-Pole Blocks](#)

[5-Pole Blocks](#)

[6-Pole Blocks](#)

[7-Pole Blocks](#)

[8-Pole Blocks](#)

[9-Pole Blocs](#)

[10-Pole Blocks](#)

[11-Pole Blocks](#)

[12-Pole Blocks](#)

[13-Pole Blocks](#)

[14-Pole Blocks](#)

[15-Pole Blocks](#)

[16-Pole Blocks](#)

[17-Pole Blocks](#)

[18-Pole Blocks](#)

[19-Pole Blocks](#)

[20-Pole Blocks](#)

[24-Pole Blocks](#)

[30-Pole Blocks](#)

[35-Pole Blocks](#)

[40-Pole Blocks](#)

[50-Pole Blocks](#)

[Element Descriptions](#)

[Element Configurations](#)

[Accessories](#)

[Product Specs](#)

[Product Pictures](#)

TEST SWITCH PART #	Short Description	Long Description
W3TS-01-A	1-Pole: 1	1-pole block of a Front-Connected W3TS Switch with (1) Single-Pole Basic with Red Handle(Element #1); Barriers; 600 Volt 30 amp.
W3TS-01-A & C	1-Pole: 1 Cover	1-pole block of a Front-Connected W3TS Switch consisting of (1) Single-Pole Basic with a Red Handle (Element #1); Barriers; Cover; 600 Volt 30 amp.
W3TS-01-A-B	1-Pole: B1 Cover	1-pole block of a Back-Connected W3TS Switch consisting of (1) Single-Pole Basic with Red Handle (Element #1); Barriers; Cover; 600 Volt 30 amp.
W3TS-01-A-DR	1-pole: 1 DR	1-pole block of a Front-Connected W3TS Switch with (1) Element #1 Single-Pole Basic with Red Handle (Element #1); Barriers; DIN Rail Clips; 600 Volt 30 amp.
W3TS-01-A-DR & C	1-pole: 1 DR C	1-pole block of a Front Connected W3TS Switch consisting of (1) Single-Pole Basic with Red Handle (Element #1); Barriers; Cover; DIN Rail Clips; 600 Volt 30 amp.
W3TS-01-Ak	1-pole: 1k	1-pole block of a Front-Connected W3TS Switch consisting of (1) Single-Pole Basic with Black handle (Element 1k); Barriers; 600 Volt 30 amp.
W3TS-01-Ak & C	1-pole: 1k C	1-pole block of a Front-Connected W3TS Switch consisting of (1) Single-Pole Basic with Black Handle (Element 1k); Barriers; Cover; 600 Volt 30 amp.
W3TS-01-Ak	1-pole: 1k	1-Pole Block of a Front-Connected W3TS Switch consisting of (1) Single-Pole Basic with Black handle (Element #1k); 600 Volt 30 amp.
W3TS-01-Ak-B	1-pole: B1k C	1-pole block of a Back-Connected W3TS Switch consisting of (1) Single-Pole Basic with Black handle (Element 1k); Barriers; Cover; 600 Volt 30 amp.
W3TS-01-Ak-DR	1-pole: 1k DR	1-pole block of a Front-Connected W3TS Switch with (1) Single-Pole Basic switch with Black Handle(Element# 1k); Barriers; DIN Rail clips; 600 Volt 30 amp.
W3TS-01-Ak-DR&C	1-pole: 1k DR C	1-pole block of a Front-Connected W3TS Switch consisting of (1) Single-Pole Basic with Black Handle (Element 1k); Barriers; Cover; DIN Rail Clips; 600 Volt 30 amp.

W3TS-01-B	1-pole: 7	1-pole block of a Front-Connected W3TS Switch consisting of (1) Test Jack Switch with Black Handle (Element #7); Barriers; 600 Volt 30 amp.
W3TS-01-Br	1-pole: 7r	1-pole block of a Front-Connected W3TS Switch consisting of (1) Test Jack Switch with Red Handle (Element #7r); Barriers; 600 Volt 30 amp.
W3TS-01-F&C	1-pole: 7 C	1-pole block of a Front-Connected W3TS Switch consisting of (1) Test Jack Switch with Black Handle (Element #7); Barriers; Cover; 600 Volt 30 amp.

2 POLE BLOCKS

[Return Home](#)

TEST SWITCH PART #	Short Description	Long Description
W3TS-02-A	2-pole 1/1	2-pole block of Front-Connected W3TS Switches with 2 Single-Pole Basics with Red Handles (Element #1); Barriers; 600 Volt 30 amp.
W3TS-02-A&C	2-pole 1/1 C	2-pole block of Front-Connected W3TS Switches with 2 Single-Pole Basics with Red Handles (Element #1) separated by an Insulating Barrier; Cover; 600 Volt 30 amp.
W3TS-02-A-B	2-pole B1/B1 C	2-pole block of Back-Connected W3TS Switches consisting of (2) basic Single-Pole Switches with Red Handles (Element #1); Cover; 600 Volt 30 amp.
W3TS-02-A-DR	2-pole 1/1 DR	2-pole block of Front-Connected W3TS Switches with two Single-Pole Basic Switches with Red handles (Element #1); Barriers; DIN Rail Clips; 600 Volt 30 amp.
W3TS-02-A-DR & C	2-pole 1/1 DR C	2-pole block of Front-Connected W3TS Switches with two Single-Pole Basics with Red Handles (Element #1); Barriers; DIN Rail clips; Cover; 600 Volt 30 amp.
W3TS-02-Ak	2-pole 1k/1k	2-pole block of Front-Connected W3TS Switches with two Single-Pole Basics with Black Handles (Element 1k); Barriers; 600 Volt 30 amp.
W3TS-02-Ak&C	2-pole:1k/1k C	2-pole block of Front-Connected W3TS Switches with 2 Single-Pole Basics with Black Handles (Element 1k); Barriers; Cover; 600 Volts 30 amp.
W3TS-02-Ak-DR	2-pole: 1k/1k DR	2-pole block of W3TS Front-Connected Switches with (2) Single-Pole Basics with Black Handles (Element #1k); Barriers; DIN Rail Clips; 600 Volt 30 amp.

W3TS-02-Akr	2-pole: 1k/1r	2-pole block of Front-Connected W3TS Switches with (1) Basic Switch with Black handle (Element #1k), and (1) Basic Switch with Red handle (Element #1); Barriers; 600 Volt 30 amp.
W3TS-02-B	2-pole: 2	2-pole block of Front-Connected W3TS Switches consisting of Ganged Double-Pole Basic Switches with Red handles (Element #2); Barriers; 600 Volt 30 amp.
W3TS-02-B-DR	2-pole: 2 DR	2-pole block of Front-Connected W3TS Switches consisting of Ganged Double-Pole Basic Switches with Red Handles (Element #2); Barriers; DIN Rail Clips; 600 Volt 30 amp.
W3TS-02-B-DR&C	2-pole: 2 DR C	2-pole block of Front-Connected W3TS Switches consisting of Ganged Double-Pole Basic Switches with Red Handles (Element #2); Barriers; DIN Rail Clips; Cover; 600 Volt 30 amp.
W3TS-02-Bk	2-pole: 2k	2-pole block of Front-Connected W3TS Switches consisting of Ganged Double-Pole Basic Switches with Black handles (Element 2k); Barriers; 600 Volt 30 amp.
W3TS-02-Bk&C	2-pole: 2k C	2-pole block of Front-Connected W3TS Switches consisting of Ganged Double-Pole Basic with Black handles (Element 2k); Barriers; Cover; 600 Volt 30 amp.
W3TS-02-Bk-DR	2-pole: 2k DR	2-pole block of Front-Connected W3TS Switches consisting of Ganged Double-Pole Basics with Black Handles (Element 2k); Barriers; DIN Rail Clips; 600 Volt 30 amp.
W3TS-02-Bk-DR&C	2-pole: 2k DR C	2-pole block of Front-Connected W3TS Switches consisting of Ganged Double-Pole Basic with Black Handles (Element 2k); DIN Rail Clips; Cover; 600 Volt 30 amp.
W3TS-02-Brk	2-pole: 2rk	2-pole block of Front-Connected W3TS Switches consisting of Ganged Double-Pole Basic with 1 Red & 1 Black handle; barriers; 600 Volt 30 amp.
W3TS-02-Brk&C	2-pole: 2rk C	2-pole block of Front-Connected W3TS Switches consisting of Ganged Double-Pole Basics with 1 Red & 1 Black handle; Barriers; Cover; 600 Volt 30 amp.
W3TS-02-C	2-pole: 9	2-pole block of Front-Connected W3TS Switches with a Right Hand Current Assembly with Test Jack and Short-Circuiting Current Assemblies and Common Bar, Black Handles (Element #9); 600 Volt 30 amp.

W3TS-02-C&C	2-pole: 9 C	2-pole block of Front-Connected W3TS Switches with Right Hand Current Assembly with Test Jack and Short-Circuiting Current Assemblies and Common Bar, Black Handles (Element #9); Cover; 600 Volt 30 amp.
W3TS-02-C-DR	2-pole: 9 DR	2-pole block of Front-Connected W3TS Switches with Right Hand Current Assembly with Test Jack and Short-Circuiting Current Assemblies and Common Bar, Black Handles (Element #9); DIN Rail Clips; 600 Volt 30 amp.
W3TS-02-E	2-pole 5	2-pole block of Front-Connected W3TS Switches consisting of a Ganged Two-Pole Short-Circuiting Current Assembly with Common Bar, Black Handles (Element #5); 600 Volt 30 amp.
W3TS-02-E&C	2-pole: 5 C	2-pole block of Front-Connected W3TS Switches consisting of Ganged Two-Pole Short-Circuiting Current Assembly with Common Bar, Black Handles (Element #5); Cover; 600 Volt 30 amp.
W3TS-02-E-DR	2-pole: 5 DR	2-pole block of Front-Connected W3TS Switches with Ganged Short-Circuiting Current Assembly and Common Bar, Black Handles (Element #5) ; DIN Rail Clips; 600 Volt 30 amp.
W3TS-02-Er	2-pole: 5r	2-pole block of Front-Connected W3TS Switches with Ganged Short-Circuiting Current Assembly and Common Bar and Red Handles (Element #5r); 600 Volt 30 amp.
W3TS-02-Er-DR	2-pole: 5r DR	2-pole block of Front-Connected W3TS Switches with Ganged 2-pole Short-Circuiting Current Assembly and Common Bar with Red Handles (Element 5r); DIN Rail Clips; 600 Volt 30 amp.
W3TS-02-F & C	2-pole: 8 C	2-pole block of Front-Connected W3TS Switches with Left Hand Current Assembly, Test Jack and Short-Circuiting Current Assembly and Common Bar with Black Handles(Element #8); Cover; 600 Volt 30 amp.
W3TS-02-F	2-pole: 8	2-pole block of Front-Connected W3TS Switches with Left Hand Current Assembly and Test Jack and Short-Circuiting Current Assemblies and Common Bar with Black Handles (Element #8); 600 Volt 30 amp.

W3TS-02-F-B	2-pole: B8 C	2-pole block of Back-Connected W3TS Switches consisting of (1) Left Hand Current Assembly with Test Jack and Short-Circuiting Current Assemblies and Common Bar with Black Handles (Element #8); Cover; 600 Volt 30 amp.
W3TS-02-F-DR	2-pole: 8 DR	2-pole block of Front-Connected W3TS Switches with Left Hand Current Assembly consisting of Test Jack and Short-Circuiting Current Assemblies and Common Bar with Black Handles (Element #8); DIN Rail Clips; 600 Volt 30 amp.
W3TS-02-Fr2&C	2-pole: 9r C	2-pole block of Front-Connected W3TS Switches consisting of a Right-Hand Current Assembly with Test Jack & Short-Circuit Current Assembly and Common Bar with Black Handles (Element #9) with Red Handles; Cover; 600 Volt 30 amp.
W3TS-02-K	2-pole: 11	2-pole block of Front-Connected W3TS Switches with Left-Hand Single Terminal and Short-Circuiting Assembly connected by Common Bar; Black Handles (Element #11); 600 Volt 30 amp.
W3TS-02-K&C	2-pole: 11 C	2-pole block of Front-Connected W3TS Switches with Left-Hand Single Terminal and Short-Circuiting Assembly connected by Common Bar with Black Handles (Element #11); Cover; 600 Volt 30 amp.
W3TS-02-K-DR&C	2-pole: 11 DR C	2-pole block of Front-Connected W3TS Switches with Left-Hand Single Terminal and Short-Circuiting Assembly connected by Common Bar with Black Handles (Element #11); Cover; DIN Rail Clips; 600 Volt 30 amp.
W3TS-02-T	2-pole 9	2-pole block of Front-Connected W3TS Switches with (Right-Hand Current Assembly with Test Jack & Short-Circuit Current Assembly; Common Bar with Ganged Black Handles (Element #9); 600 Volt 30 amp.
W3TS-02-TS-D	2-pole: 12	2-pole block of W3TS Front-Connected Short-Circuiting switch followed by a Single Terminal and connected by Common Bar with Black Handles (Element #12); Barriers; 600 Volts 30 amp.
W3TS-02-TS2	2-pole: 7/7	2-pole block of Front-Connected W3TS Switches with (2) Element #7 (Test Jack Switches) separated by Barriers; Black Handles; 600 Volts 30 amp.

W3TS-02-TS2&C	2-pole: 7/7 C	2-pole block of Front-Connected W3TS Switches with (2) Element #7 (Test Jack Switches) separated by Barriers, Black Handles, Cover; 600 Volts 30 amp.
W3TS-02-TS8-DR	2-pole: 13/13 DR	2-pole block of Front-Connected Switches consisting of (2) Through Bar Switches (Element #13), Barriers, Din Rail Clips; 600 Volts 30 amp.

3 POLE BLOCKS [Return Home](#)

TEST SWITCH PART #	Short Description	Long Description
W3TS-03-A	3-pole: 1/1/1	3-pole block of Front-Connected W3TS Switches with (3) Single-Pole Basics with Red Handles; Barriers; 600 Volt 30 amp.
W3TS-03-A&C	3-pole: 1/1/1 C	3-pole block of Front-Connected W3TS test Switches consisting of (3) Single-Pole Basics with Red Handles (Element #1); Barriers; Cover; 600 Volt 30 amp.
W3TS-03-A-B	3-pole: B1/B1/B1	3-pole block of Back-Connected W3TS Switches with (3) Single-Pole Basics with Red Handles (Element #1) Barriers; Cover; 600 Volt 30 amp.
W3TS-03-A-DR	3-pole: 1/1/1 DR	3-pole block of Front-Connected W3TS Switches with (3) Basic Switches with Red Handles (Element #1), Barriers; and DIN Rail Clips; 600 Volt 30 amp.
W3TS-03-A-DR&C	3-pole: 1/1/1 DR C	3-pole block of Front-Connected W3TS Switches with (3) Single-Pole Basics with Red Handles; Barriers; DIN Rail Clips; Cover; 600 Volt 30 amp.
W3TS-03-Ak	3-pole: 1k/1k/1k	3-pole block of Front-Connected W3TS Switches with (3) Single-Pole Basics with Black Handles (Element #1k); Barriers; 600 Volt 30 amp.
W3TS-03-Ak-B	3-pole: B1k/B1k/B1k C	3-pole block of Back-Connected W3TS Switches with (3) Single-Pole Basics with Black Handles (Element #1k); Barriers; & Cover; 600 Volt 30 amp.
W3TS-03-Ak-DR	3-pole: 1k/1k/1k DR	3-pole block of Front-Connected W3TS Switches with (3) Single-Pole Basic Switches with Black Handles (Element #1k); Barriers; DIN Rail Clips; rated 600 Volt 30 amp.
W3TS-03-Ak-DR&C	3-pole: 1k/1k/1k DR C	3-pole block of Front-Connected W3TS Switches with (3) Single-Pole Basics with Black Handles (Element 1k); Barriers; DIN Rail Clips; Cover; rated 600 Volt 30 amp.

W3TS-03-B & C	3-pole: 1/9 C	3-pole block of Front-Connected W3TS Switches with Single-Pole Basic (Element #1), Red Handle, and Right-Hand Current Assembly with Test Jack & Short Circuit Current Assembly with Common Bar (Element #9), Black Handles; Cover; 600 Volt 30 amp.
W3TS-03-B-B	3-pole: B1/B9 C	3-pole block of Back-Connected W3TS Switches with a Single-Pole Basic (Element #1) - Red Handle, and Right-Hand Current Assembly with Test Jack & Short Circuit Current Assembly with Common Bar (Element #9), Black Handles; Barriers; Cover; 600 Volt 30 amp.
W3TS-03-B-DR & C	3-pole: 1/9 DR C	3-pole block of Front-Connected W3TS Switches with Single-Pole Basic with Red Handle (Element #1), and Right-Hand Current Assembly with Test Jack & Short Circuit Current Assembly with Common Bar (Element #9), Black Handles; Barriers, DIN Rail Clips; Cover; 600 Volt 30 amp.
W3TS-03-Bk	3-pole: 1k/9	3-pole block of Front-Connected W3TS Switches with Basic Black Handle (Element #1k) and Right-Hand Current Assembly with Test Jack and Short Circuit Current Assembly with Common Bar, Black Handles; Barriers; 600 Volt 30 amp.
W3TS-03-Bk-B	3-pole: B1k/B9	3-pole block of Back-Connected W3TS Switches with Black Single-Pole Basic (Element #1) - Red Handle, and Right-Hand Current Assembly with Test Jack & Short Circuit Current Assembly with Common Bar (Element #9) - Black Handles; Barriers; Cover; 600 Volt 30 amp.
W3TS-03-C	3-pole: 9/1	3-pole block of Front-Connected W3TS Switches with Right-Hand Current Assembly with Test Jack & Short Circuit Current Assembly with Common Bar (Element #9) - Black Handles and a Single-Pole Basic (Element #1) - Red Handle; Barriers; 600 Volt 30 amp.
W3TS-03-D	3-pole: 3	3-pole block of Front-Connected W3TS Switches consisting of a Ganged Three-Pole Basic with Red Handles (Element #3); Barriers; 600 Volt 30 amp.
W3TS-03-D&C	3-pole: 3 C	3-pole block of Front-Connected W3TS Switches consisting of Ganged Three-Pole Basic Switches with Red Handles, (Element #3); Barriers; Cover; 600 Volt 30 amp.

W3TS-03-D-B	3-pole: B3 C	3-pole block of Back-Connected W3TS Switches consisting of Ganged Three-Pole Basic Switches with Red Handles (Element #3); Barriers; Cover; 600 Volt 30 amp.
W3TS-03-D-DR	3-pole: 3 DR	3-pole block of Front-Connected W3TS Switches consisting of Ganged Three-Pole Basic Switches with Red Handles (Element #3); Barriers; DIN Rail Clips; 600 Volt 30 amp.
W3TS-03-D-DR&C	3-pole: 3 DR C	3-pole block of Front-Connected W3TS Switches consisting of Ganged Three-Pole Basic Switches with Red Handles (Element #3); Barriers; DIN Rail Clips; Cover; 600 Volt 30 amp.
W3TS-03-Dk	3-pole: 3k	3-pole block of Front-Connected W3TS Switches consisting of Ganged Three-Pole Basics Switches with Black Handles (Element 3k); Barriers; 600 Volt 30 amp.
W3TS-03-Dk-DR	3-pole: 3k DR	3-pole block of Front-Connected W3TS Switches consisting of Ganged Three-Pole Basic Switches with Black Handles (Element 3k); Barriers; DIN Rail Clips; 600 Volt 30 amp.
W3TS-03-Dk-DR&C	3-pole: 3k DR C	3-pole block of Front-Connected W3TS Switches consisting of Ganged Three-Pole Basic Switches with Black Handles (Element #3k); Barriers; DIN Rail Clips; Cover; 600 Volt 30 amp.
W3TS-03-E	3-pole: 6	3-pole block of Front-Connected W3TS Switches consisting of Ganged Three-Pole Short-Circuiting Current Assembly with Common Bar, Black Handles (Element #6); Barriers; 600 Volt 30 amp.
W3TS-03-E&C	3-pole: 6 C	3-pole block of Front-Connected W3TS Switches consisting of a Ganged Three-Pole Short-Circuiting Current Assembly with Common Bar, Black Handles (Element #6); Barriers; Cover; 600 Volt 30 amp.
W3TS-03-E-ST&C	3-pole: 6 C	3-pole block of Front-Connected W3TS Switches with Ganged 3-Pole Short-Circuit Current Assembly with Common Bar, Black Handles (Element #6); Barriers; Cover; 600 Volt 30 amp.
W3TS-03-Er & C	3-pole: 6r C	3-pole block of Front-Connected W3TS Switches consisting of a Ganged Three-Pole Short-Circuiting Current Assembly with Common Bar, Red Handles (Element #6r); Barriers; Cover; 600 Volt 30 amp.

W3TS-03-Er	3-pole 6r: w/red Handles	3-pole block of Front-Connected W3TS Switches with Ganged Three-Pole Short-Circuiting Current Assembly with Common Bar, Red Handles (Element #6r); Barriers; 600 Volt 30 amp.
W3TS-03-F	3-pole: 7/7/7	3-pole block of Front-Connected W3TS Switches with (3) Element #7 (Test Jack Switches), Black Handles; Barriers; 600 Volts 30 amp.
W3TS-03-F&C	3-pole: C 7/7/7 C	3-pole block of Front-Connected W3TS Switches with (3) Element #7 (Test Jack Switches), Black Handles, Barriers; Cover; 600 Volts 30 amp.
W3TS-03-F-DR	3-pole: 7/7/7 DR	3-pole block of Front-Connected W3TS Switches with (3) Element #7 (Test Jack Switches); Black Handles; Barriers; DIN Rail Clips; 600 Volts 30 amp.
W3TS-03-Hk	3-pole: 5/1k	3-pole block of Front-Connected W3TS Switches with a Ganged 2-Pole Short-Circuit Current Assembly and Common Bar -Black Handles - (Element #5), and a Black Handled Single-Pole Basic (Element #1k); Barriers; 600 Volt 30 amp.
W3TS-03-Hk&C	3-pole: 5/1k C	3-pole block of Front-Connected W3TS Switches with a Ganged Two-Pole Short-Circuit Current Assembly and Common Bar (Element #5) - Black Handles, and a Black Handled Single-Pole Basic (Element #1k); Barriers; Cover; 600 Volt 30 amp.
W3TS-03-K	3-pole: 4-4-4	3-pole block of Front-Connected W3TS Switches made up of (3) Short Circuiting Assemblies with Black Handles (Element #4), connected by a Common Bar; Barriers; 600 Volt 30 amp.
W3TS-03-K-DR	3-pole: DR 4-4-4 CB DR	3-pole block of Front-Connected W3TS Switches made up of (3) Short Circuiting Assemblies with Black Handles (Element #4), connected by a Common Bar; Barriers; DIN Rail; 600 Volt, 30 amp.
W3TS-03-M-B	3-pole: B1/B8 C	3-pole block of Back-Connected W3TS Switches with (1) Single Pole Basic with Black Handle(Element #1k) and (1) Left-Hand Short-Circuit & Test Jack Current Assembly with Common Bar - Black Handles (Element #8); Barriers; Cover; 600 Volt, 30 amp.

W3TS-03-Nk&C	3-pole: 14\1k\14 C	3-pole block of Front-Connected W3TS Switches with (1) Blank Space (Element #14), 1 Basic Switch with Black Handle (Element #1k), and 1 Blank Space (Element #14); Barriers; Cover; 600 Volt, 30 amp.
W3TS-03-P-DR	3-pole: 4/4/4 DR	3-pole block of Front-Connected W3TS Switches made up of (3) Short Circuiting Assemblies - Black Handles (Element #4); Barriers; DIN Rail; 600 Volt, 30 amp.
W3TS-03-TS-1-DR	3-pole: 4/4/4 CB DR	3-pole block of Front-Connected W3TS Switches consisting of (3) Short Circuiting Front-Connected Switches (Element #4) connected with Common Bar - Black Handles; Barriers; DIN Rail Clips; 600 Volt, 30 amp.
W3TS-03-TS-3	3-pole: 8/1	3-pole block of Front-Connected W3TS Switches with Left-Hand Current Assembly - Shorting, Test Jack & Common Bar - Black Handles (Element #8) plus a Single-Pole Basic with Red Handle (Element #1); Barriers; 600 Volt, 30 amp.
W3TS-03-TS8-DR	3-pole: 13/13/13 DR	3-pole block of Front-Connected W3TS Switches consisting of (3) Through Bars (Element #13); Barriers; Din Rail Clips; 600 Volts, 30 amp.

4 POLE BLOCKS

[Return Home](#)

TEST SWITCH PART #	Short Description	Long Description
W3TS-04-A	4-pole: 1/1/1/1	4-pole block of Front-Connected W3TS Switches containing (4) Single-Pole Basics with Red Handles (Element #1); Barriers; 600 Volt 30 amp.
W3TS-04-A-B	4-pole: B1/B1/B1/B1 C	4-pole block of Back-Connected W3TS Switches with (4) Single-Pole Basic Switches with Red Handles (Element #1); Barriers; Cover; 600 Volts 30 amp.
W3TS-04-A-DR	4-pole: 1/1/1/1 DR	4-pole block of Front-Connected W3TS Switches with (4) Single-Pole Basics with Red Handles (Element #1); Barriers; DIN Rail Clips; 600 Volt 30 amp.
W3TS-04-A-DR&C	4-pole: 1/1/1/1 DR C	4-pole block of Front-Connected W3TS Switches with (4) Single-Pole Basics with Red Handles (Element #1); Barriers; DIN Rail Clips; Cover; 600 Volt 30 amp.
W3TS-04-A-NK	4-pole 1/1/1/1 NK	4-pole block of Front-Connected W3TS Switches containing (4) Single-Pole NO SAFETY KNOB Basics with Red Handles (Element #1); Barriers; 600 Volt 30 amp.

W3TS-04-Ak & C	4-pole 1k/1k/1k/1k C	4-pole block of Front-Connected W3TS Switches with (4) Single-Pole Basics with Black Handles (Element 1k); Barriers; Cover; 600 Volt 30 amp.
W3TS-04-Ak-B	4-pole: B B1k/B1k/B1k/B1k C	4-pole block of Back-Connected W3TS Switches with (4) Single-Pole Basic Switches with Black Handles (Element 1k); Barriers; Cover; 600 Volts 30 amp.
W3TS-04-Ak-DR	4-pole: 1k/1k/1k/1k DR	4-pole block of Front-Connected W3TS Switches with (4) Single-Pole Basics with Black Handles (Element 1k); Barriers; DIN Rail Clips; 600 Volt 30 amp.
W3TS-04-Ak-DR & C	4-pole 1k/1k/1k/1k DR C	4-pole block of Front-Connected W3TS Switches with (4) Single-Pole Basics with Black Handles (Element #1k); Barriers; DIN Rail Clips; Cover; 600 Volt 30 amp.
W3TS-04-Akrkr & C	4-pole: 1k/1r/1k/1r C	4-pole block of Front-Connected W3TS Switches with all Single-Pole Basics with alternating Black & Red Handles; Barriers; Cover; 600 Volt 30 amp.
W3TS-04-C	4-pole 6/13 CB	4-pole block of Front-Connected W3TS Switches with Ganged Three-Pole Short-Circuiting Current Assembly - Black Handles (Element # 6) with 4-pole Common Bar joined to a Through Bar (element #13); Barriers; 600 Volt 30 amp.
W3TS-04-Dk&C	4-pole: 2k/2k C	4-pole block of Front-Connected W3TS Switches with (2) sets of Black Handled, Ganged, Double-Pole Basics (Element 2k); Barriers; Cover; 600 Volt 30 amp.
W3TS-04-Dk-DR&C	4-pole: 2k/2k DR C	4-pole block of W3TS Front-Connected W3TS Switches with 2 sets of Ganged Double-Pole Basics with Black Handles (Element 2k); Barriers; Cover; Din Rail Clips; 600 Volt 30 amp.
W3TS-04-Drk	4-pole: 2rk/2rk	4-pole block of Front-Connected W3TS Switches with (2) #2 Ganged Double-Pole Basics each pair having 1 Red Handle & 1 Black Handle (Element 2rk); Barriers; 600 Volt 30 amp.
W3TS-04-Drk-B	4-pole: B2rk/B2rk C	4-pole block of Back-Connected W3TS Switches with (2) Ganged Double-Pole Basics each pair with 1 Red Handle & 1 Black Handle (Element #2rk); Barriers; Cover; 600 Volt 30 amp.

W3TS-04-Drk-DR	4-pole: 2rk/2rk DR	4-pole block of Front-Connected W3TS Switches with (2) Ganged Double-Pole Basics each pair having 1 Red Handle & 1 Black Handle (Element 2rk); Barriers; DIN Rail Clips; 600 Volt 30 amp.
W3TS-04-E	4-pole 1/1/1/1 G	4-pole block of Front-Connected W3TS Switches with (4) Single-Pole Basics with Black Handles (Element 1k), all ganged together; barriers; 600 Volt 30 amp.
W3TS-04-E-DR	4-pole: 1k/1k/1k/1k G DR	4-pole block of Front-Connected W3TS Switches with (4) Single-Pole Basics with Black Handles (Element 1k); all Ganged together; Barriers; DIN Rail Clips; 600 Volt 30 amp.
W3TS-04-E-DR-G4	4-pole: 1/1/1/1 G DR	4-pole block of Front-Connected W3TS Switches with (4) Single-Pole Basics with Red Handles (Element #1); all Ganged together; Barriers; DIN Rail Clips; 600 Volt 30 amp.
W3TS-04-E-DR-G4-NK	4-pole: 1/1/1/1 NK G DR	4-pole block of Front-Connected W3TS NO SAFETY KNOB Switches with (4) Single-Pole Basics with Red Handles; (Element #1), all Ganged together; Barriers; DIN Rail Clips; 600 Volt 30 amp.
W3TS-04-Ek-DR-G4&C	4-pole: 1k/1k/1k/1k G DR C	4-pole block of Front-Connected W3TS Switches with (4) Single-Pole Basics with Black Handles (Element 1k); all Ganged together; DIN Rail Clips; Cover; 600 Volt 30 amp.
W3TS-04-F	4-pole 1/1/9	4-pole block of Front-Connected W3TS Switches with (2) Single-Pole Basics with Red Handles (Element 1), and (1) Right-Hand Current Assembly with Test Jack & Short-Circuit Current Assembly - Black Handles - with Common Bar (Element #9); Barriers; 600 Volt 30 amp.
W3TS-04-H	4-pole: 5/5	4-pole block of Front-Connected W3TS Switches with (2) pair of Short-Circuiting Switches (Element #5), each pair ganged and connected by Common Bar; Barriers; 600 Volts 30 amp.
W3TS-04-J-DR	4-pole: 1/1/8 DR	4-pole block of Front-Connected W3TS Switches with 2 Basics with Red Handles (Element #1), and (1) Left-Hand Current Assembly with Test jack & Short-Circuit Current Assembly with Common Bar - Black Handles - (Element #8); Barriers; DIN Rail Clips; 600 Volt 30 amp.

W3TS-04-kA-DR	4-pole: 1k/1k/1k/1k DR	4-pole block of Front-Connected W3TS Switches with (4) Single-Pole Basics with Black Handles (Element 1k); Barriers; DIN Rail Clips; 600 Volt 30 amp.
W3TS-04-M	4-pole: 5/1/1	4-pole block of Front-Connected W3TS Switches with (1) Ganged Two-pole Short-Circuiting Current Assembly with Black Handles (Element #5), and (2) Single-Pole Basics with Red Handles (Element #1); Barriers; 600 Volts 30 amp.
W3TS-04-P	4-pole 9/9	4-pole block of Front-Connected Switches with (2) Right-Hand Current Assemblies with Test Jack & Short-Circuit Current Assemblies with Common Bar - Black Handles -(Element #9); Barriers; 600 Volts 30 amp.
W3TS-04-R&C	4-pole: 7/7/7/7 C	4-pole block of Front-Connected W3TS Switches with (4) Current Test Jack Switches with Black Handles (Element #7); Barriers; Cover; 600 Volts 30 amp.
W3TS-04-R-DR	4-pole: 7/7/7/7 DR	4-pole block of Front-Connected W3TS Switches with (4) Current Test Jack Switches with Black Handles (Element #7); Barriers; DIN Rail Clips; 600 Volts 30 amp.
W3TS-04-R-DR-G4	4-pole: 7/7/7/7 G DR	4-pole block of Front-Connected W3TS Switches with (4) Test Jack Switches with Black Handles (Element #7) ; all Ganged together; Barriers; DIN Rail Clips; 600 Volts 30 amp.
W3TS-04-Rr-B	4-pole: B7r/B7r/B7r/B7r	4-pole block of Back-Connected W3TS Switches with (4) Current Test Jack Switches with Black Handles (Element #7); Barriers; Cover; 600 Volts 30 amp.
W3TS-04-TS&C	4-pole: 6/13 CB C	4-pole block of Front-Connected W3TS Switches with (1) Ganged 3-Pole Short-Circuit Current Assembly with Black Handles (Element #6), and 1 Through Bar (Element #13) all connected with Common Bar; Barriers; Cover; 600 Volts 30 amp.
W3TS-04-TS1&C	4-pole: 1k/1k/2rk C	4-pole block of Front-Connected W3TS Switches with (2) Single Pole Basics with Black Handles (Element 1k), and (1) Ganged Double-Pole Basic with 1 Black Handle & 1 Red Handle (Element 2rk); Barriers; Cover; 600 Volts 30 amp.
W3TS-04-TS10	4-pole: 4/4/4/4 G CB	4-pole block of Front-Connected W3TS Switches with (4) Short-Circuiting Switches (Element #4), all Ganged together and all connected by a Common Bar; Black Handles; End Barriers; 600 Volts 30 amp.

W3TS-04-TS2	4-pole: 4/4/4/4	4-pole block of Front-Connected W3TS miniature test Switches made up of (4) independent Short-Circuiting Switches (Element #4); Barriers; 600 Volts 30 amp.
W3TS-04-TS2-CB4DR-G4	4-pole: 4/4/4/4 G CB DR	4-pole block of Front-Connected W3TS Switches with (4) Short-Circuiting Switches with Black Handles (Element #4), all Ganged together, and all connected with a Common Bar; End Barriers; DIN Rail Clips; 600 Volts 30 amp.
W3TS-04-TS2-DR-G4	4-pole: 4/4/4/4 G DR	4-pole block of Front-Connected W3TS Switches with (4) Short-Circuiting Switches with Black Handles (Element #4), all Ganged together; Barriers; DIN Rail Clips; 600 Volts 30 amp.
W3TS-04-TS3	4-pole: 4/4CB	4-pole block of Front-Connected W3TS Switches with (2) pair of double Short-Circuit Switches - Black Handles - (Element #4) with the second set having a 2-pole Common Bar; Barriers; 600 Volts 30 amp.
W3TS-04-TS4	4-pole: 1k/1k/2k	4-pole block Front-Connected W3TS Switches with (2) Single Pole Basics with Black Handles (Element 1k), and (1) Ganged Double-Pole Basic with Black Handles (Element 2k); Barriers; 600 Volts 30 amp.
W3TS-04-TS4-DR	4-pole: 1k/1k/2k DR	4-pole block of Front-Connected W3TS Switches with (2) Single Pole Basics with Black Handles (Element 1k), and (1) Ganged Double-Pole Basic with Black Handles (Element 2k); Barriers; DIN Rail Clips; 600 Volts 30amp.
W3TS-04-TS5&C	4-pole: 7/1/7/1 C	4-pole block of Front-Connected W3TS Switches starting with a Test Jack Switch (Element #7) and alternating 1 for 1 with a Basic Switch with Red Handle (Element #1); Barriers; Cover; 600 Volts 30 amp.
W3TS-04-TS6	4-pole: 11/12 G	4-pole block of Front-Connected W3TS Switches with Left-Hand Single Terminal & Short-Circuit Current Assembly - Black Handles (Element #11) Ganged to a Right-Hand Single Terminal & Short-Circuit Assembly with Black Handles (Element #12); Barriers; 600 Volt, 30 amp.

W3TS-04-TS7-DR & C	4-pole: 2k/8 DR C	4-pole block of Front-Connected W3TS Switches with (1) Ganged 2-pole Basic with Black Handles (Element #2k), and (1) Left-Hand Current Assembly with Test Jack Switch & Short-Circuit Current Assembly with Common Bar - Black Handles (Element #8); Barriers; DIN Rail Clips; Cover; 600 Volt 30 amp.
W3TS-04-TS8-DR	4-pole: 13/13/13/13 DR	4-pole block of Front-Connected W3TS Switches consisting of (4) Through Bar Switches (Element #13); Barriers; Din Rail clips; 600 Volts 30 amp.
W3TS-04-TS9-DR	4-pole 2k/1/1 DR	4-pole block of Front-Connected W3TS Switches with (1) Ganged Double-Pole Basic with Black Handles (Element #2k), and (2) Single Pole Basics with Red Handles (Element #1); Barriers; DIN Rail Clips; 600 Volts 30 amp.
W3TS-04-Wr&C	4-pole: 9r/9r C	4-pole block of Front-Connected W3TS Switches with (2) Right-Hand Current Assemblies with Test Jack (Element & Short-Circuit Current Assembly with Common Bar and Red Handles (Element 9R); End Barriers; Cover; 600 Volt 30 amp.
W3TS-04-Wr&C-DR	4-pole: 9r/9r DR C	4-pole block of Front-Connected W3TS Switches with (2) Right-Hand Current Assembly with Test Jack & Short-Circuit Current Assembly with Common Bar & Red Handles (Element 9r); End Barriers; DIN Rail Clips; Cover; 600 Volt 30 amp.
W3TS-04-X-DR	4-pole: 6/7 DR	4-pole block of Front-Connected W3TS Switches containing (1) Ganged 3-pole Short-Circuit Current Assembly connected by Common Bar - Black Handles - (Element #6) to (1) Test Jack Switch with Black Handle (Element #7); Barriers; DIN Rail Clips; 600 Volt 30 amp.
W3TS-04k-8 DR	4-pole 8/8 DR	4-pole block of Front-Connected W3TS Switches with 2 Left-Hand Current Assemblies with Test Jack & Short-Circuit Current Assemblies with Common Bar - Black Handles - (Element #8); Barriers; DIN Rail Clips; 600 Volts 30 amp.

W3TS-C-M04-U2

4-pole: 6/13 CB C

4-pole block of Front-Connected W3TS Switches consisting of a Ganged 3-pole Short-Circuit Assembly with Black Handles (Element #6) connected with a 4-Pole Common Bar to a Through Bar Switch (Element #13); End Barriers; Cover; 600 Volts 30 amp.

5 POLE BLOCKS

[Return Home](#)

TEST SWITCH PART #	Short Description	Long Description
W3TS-05-A	5-pole: 1/1/1/1/1	5-pole block of Front-Connected W3TS Switches with (5) Single-Pole Basics with Red Handles (Element #1); Barriers; 600 Volts 30 amp.
W3TS-05-A&C-DR	5-pole: 1/1/1/1/1 DR C	5-pole block of Front-Connected W3TS Switches with (5) Single-Pole Basics with Red Handles (Element #1); Barriers; DIN Rail Clips; Cover/ 600 Volts 30 amp.
W3TS-05-A&G	5-pole: 1/1/1/1/1 G	5-pole block of Front-Connected W3TS Switches with (5) Single-Pole Basics with Red Handles (Element #1), all Ganged together; Barriers; 600 Volts 30 amp.
W3TS-05-A-DR	5-pole: 1/1/1/1/1 DR	5-pole block of Front-Connected W3TS Switches with (5) Single-Pole Basics with Red Handles (Element #1); Barriers; DIN Rail Clips; 600 Volts 30 amp
W3TS-05-Ak	5-pole: 1k/1k/1k/1k/1k	5-pole block of Front-Connected W3TS Switches with (5) Single-Pole Basics with Black Handles (Element 1k); Barriers; 600 Volts 30 amp.
W3TS-05-Ak&C-DR	5-pole: 1k/1k/1k/1k/1k DR C	5-pole block of Front-Connected W3TS Switches with (5) Single-Pole Basics with Black Handles (Element 1k); Barriers; Cover; DIN Rail Clips ; 600 Volts 30 amp.
W3TS-05-Ak-DR	5-pole: 1k/1k/1k/1k/1k DR	5-pole block of Front-Connected W3TS Switches with (5) Single-Pole Basics with Black Handles (Element 1k); Barriers; DIN Rail Clips; 600 Volts 30 amp.
W3TS-05-K-B	5-pole: B7/B7/B7/B7/B7 C	5-pole block of Back-Connected W3TS Switches with 5 Test Jack Switches with Black Handles, (Element #7); Barriers; Cover; 600 Volts 30 amp.

W3TS-05-Kkrr&C&Gred	5-pole: 7/8kr/12rG C	5-pole block of Front-Connected W3TS Switches with (1) Test Jack Switch (Element #7), (1) Left-Hand Test Jack Black Handle & Short-Circuit Red Handle Assembly with Common Bar (Element #8) and (1) Right-Hand Single Terminal & Short-Circuit Assembly with Common Bar and Ganged Red Handles (Element #12); Barriers; Cover; 600 Volt 30 amp.
W3TS-05-L-DR&C&Gred	5-pole: 8kr/12r/7 DR C	5-pole block of Front-Connected W3TS Switches with (1) Left-Hand Test Jack with Black Handle and Short-Circuit Red Handle Assembly with Common Bar (Element #8), (1) Right-Hand Single Terminal and Short-Circuit Red Handle Assembly with Common Bar (Element #12), and (1) Test Jack Switch with Black Handle (Element #7); Barriers; Din Rail Clips; Cover; 600 Volt 30 amp.
W3TS-05-M	5-pole: 1/1/14/4 CB	5-pole block of Front-Connected W3TS Switches with (2) Single-Pole Red Basics with Red Handles (Element #1), (1) Blank Space (Element #14), and (2) Short Circuit Current Assembly Switches - Black Handles - (Element #4), connected with Common Bar; Barriers; 600 Volts 30 amp.
W3TS-05-TS-B	5-pole: 1/1/14/5	5-pole block of Front-Connected W3TS Switches with (2) Single-Pole Red Basics (Element #1), (1) Blank Space (Element #14), and (1) Ganged Two-pole Short-Circuit Current Assembly with Common Bar - Black Handles (Element #5); Barriers; 600 Volts 30 amp.
W3TS-05-TS2	5-pole: 4/4/4/4/4	5-pole block of Front-Connected W3TS Switches made up of (5) independent Short-Circuiting Switches with Black Handles (Element #5); 600 Volts 30 amp.
W3TS-05-TS3	5-pole: 10/10/10/10/10	5-pole block of Front-Connected W3TS Switches consisting of (5) Single Terminal Switches (Element #10); Barriers; 600 volts 30 amp.
W3TS-05-TS4-B	5-pole: B15/B14/B14/B14/B15 C	5-pole block of Back-Connected W3TS Switches with (1) Terminal Block (Element #15); 3 Blank Spaces (Element #14), and (1) Terminal Block (Element #15); Barriers; Cover; 600 Volts 30 amp.

W3TS-05-TS5-DR	5-pole: 4/4/4/4/10 G DR	5-pole block of Front-Connected W3TS Switches with (4) Short-Circuiting Switches - Black Handles (Element #4), all Ganged together, and (1) Single Terminal (Element #10); Barriers; DIN Rail Clips; 600 Volts 30 amp.
W3TS-05-TS6-DR	5-pole: 4/4/4/1/1 DR	5-pole block of Front-Connected W3TS Switches with (3) Short-Circuiting Switches - Black Handles - (Element #4), and (2) Basic Potentials with Red Handles (Element #1); Barriers, DIN Rail Clips; 600 Volts 30 amp.
W3TS-05-TS6-DR&C	5-pole: C DR 4/4/4/1/1	5-pole block of Front-Connected W3TS Switches with (3) Short-Circuiting Currents - Black Handles - (Element #4), and (2) Basic Potentials with Red Handles (Element #1); Barriers; DIN Rail Clips; Cover; 600 Volts 30 amp.

6 POLE BLOCKS [Return Home](#)

TEST SWITCH PART #	Short Description	Long Description
W3TS-06-A	6-pole: 1/1/1/1/1/1	6-pole block of Front-Connected W3TS Switches with (6) Single-Pole Basics with Red Handles (Element #1); Barriers; 600 Volts 30 amp.
W3TS-06-A&C	6-pole: 1/1/1/1/1/1 C	6-pole block of Front-Connected W3TS Miniature Test Switches with (6) Single-Pole Basics with Red Handles; Barriers; Cover; 600 Volts 30 amp.
W3TS-06-A-B	6-pole: B1/B1/B1/B1/B1/B1 C	6-pole block of Back-Connected W3TS test Switches with (6) Single-Pole Potential Basic Switches with Red Handles (Element #1); Barriers; Cover; 600 Volts 30 amp.
W3TS-06-A-DR	6-pole: 1/1/1/1/1/1 DR	6-pole block of Front-Connected W3TS Test Switches with (6) Single-Pole Basics with Red Handles; Barriers; DIN Rail Clips; 600 Volts 30 amp.
W3TS-06-Ak-B	6-pole: B1k/B1k/B1k/B1k/B1k/B1k C	6-pole block of Back-Connected W3TS Switches with (6) Single-Pole Potential Basic Switches with Black Handles (Element 1k); Barriers; Cover; 600 Volts 30 amp.
W3TS-06-Ak-DR & C	6-pole: 1k/1k/1k/1k/1k/1k DR C	6-pole block of Front-Connected W3TS Switches with (6) Single-Pole Basics with Black Handles (Element 1k); Barriers; DIN Rail Clips; Cover; 600 Volts 30 amp.

W3TS-06-Akrk-DR	6-pole: 1k/1/1k/1k/1k/1k DR	6-pole block of Front-Connected W3TS Switches with (1) Basic with Black Handle (Element #1k), (1) Basic with Red Handle (Element 1), and (4) Basics with Black Handles (Element 1k); Barriers; DIN Rail Clips; 600 Volts 30 amp.
W3TS-06-Ark-DR	6-pole: 1/1/1/1k/1k/1k DR	6-pole block of Front-Connected W3TS Switches with (3) Basics with Red Handles (Element #1), and (3) Basics with Black Handles (Element 1k); Barriers; DIN Rail Clips; 600 Volts 30 amp.
W3TS-06-B-DR	6-pole: 5/5/5 DR	6-pole block of Front-Connected W3TS Switches made of (3) Ganged Two-Pole Short-Circuiting Assemblies with Common Bar - Black Handles - (Element #5); Barriers, DIN Rail clips; 600 Volts 30 amp.
W3TS-06-B-DR&C	6-pole: 5/5/5 DR C	6-pole block of Front-Connected W3TS Switches made of (3) Ganged Two-Pole Short-Circuiting Assemblies with Common Bars - Black Handles - (Element #5); DIN Rail clips; Cover; 600 Volts 30 amp.
W3TS-06-Br&C	6-pole: 5r/5r/5r C	6-pole block of Front-Connected W3TS Switches with (3) Ganged Two-Pole Short-Circuit Current Assemblies with Common Bar & Red Handles (Element #5r); Barriers; Cover; 600 Volts 30 amp.
W3TS-06-Br-DR&C	6-pole: 5r/5r/5r DR C	6-pole block of Front-Connected W3TS Switches with (3) Ganged Two-Pole Short Circuit-Current Assemblies with Common Bar & Red Handles (Element #5r); Barriers; DIN Rail Clips; Cover; 600 Volts 30 amp.
W3TS-06-C	6-pole 9/9/9	6-pole block of Front-Connected W3TS Switches with (3) Right-Hand Current Assemblies with Test Jack & Short-Circuit Current Assemblies with Common Bars - Black Handles -(Element #9); Barriers; 600 Volts 30 amp.
W3TS-06-C&C	6-pole: 9/9/9 C	6-pole block of Front-Connected W3TS Switches made up of (3) Right-Hand Current Assemblies with Test Jack & Short-Circuit Current Assemblies with Common Bar and Black Handles (Element #9); Barriers; Cover; 600 Volts 30 amp.
W3TS-06-C-B	6-pole: B9/B9/B9 C	6-pole block of Back-Connected W3TS Switches with (3) Back-Connected Right-Hand Current Assemblies with Test Jack & Short-Circuit Current Assemblies with Common Bar and Black Handles (Element #9); Barriers; Cover; 600 Volts 30 amp.

W3TS-06-C-DR	6-pole: 9/9/9 DR	6-pole block of Front-Connected W3TS Switches made of (3) Right-Hand Test Jack & Short Circuit Current Assemblies with Common Bars and Black Handles (Element #9); Barriers; DIN Rail Clips; 600 Volts 30 amp.
W3TS-06-CU	6-pole: 5/5/2	6-pole block of Front-Connected W3TS Switches with (2) Ganged Two-Pole Short-Current Assemblies with Common Bar & Black Handles (Element #5), and (1) Ganged Double Pole Basic with Red Handles (Element #2); Barriers; 600 Volts 30 amp
W3TS-06-CV	6-pole 1/1/13/1/1/13	6-pole block of Front-Connected W3TS Switches with (2) Single-Pole Basics - Red Handles (Element #1), (1)Through Bar (Element #13), (2) Single-Pole Basics with Red Handles (Element #1), and (1) Through Bar (Element #13);Barriers; 600 Volts 30 amp.
W3TS-06-K&C	6-pole: 8/8/8 C	6-pole block of Front-Connected W3TS Switches featuring (3) Left-Hand Current Assemblies with Test Jack & Short-Circuit Current Assemblies with Black Handles, Common Bar, (Element #8); Barriers; Cover; 600 Volts 30 amp.
W3TS-06-K-B	6-pole: B8/B8/B8 C	6-pole block of Back-Connected W3TS Switches consisting of (3) Left-Hand Current Assemblies with Test Jack & Short-Circuit Current Assemblies with Common Bar and Black Handles (Element #8); Barriers; Cover; 600 Volts 30 amp.
W3TS-06-K-DR	6-pole: 8/8/8 DR	6-pole block of Front-Connected W3TS Switches consisting of (3) Left-Hand Current Assemblies with Test Jack & Short-Circuit Current Assemblies with Common Bar and Black Handles (Element #8); Barriers; DIN Rail Clips; 600 Volts 30 amp.
W3TS-06-K-DR&C	6-pole: 8/8/8 DR C	6-pole block of Front-Connected W3TS Switches Consisting of (3) Left-Hand Current Assemblies with Test Jack & Short-Circuit Current Assemblies with Common Bar and Black Handles (Element #8); Barriers; DIN Rail Clips; Cover; 600 Volts 30 amp.

W3TS-06-M&C	6-pole: 1/1k/8/9 C	6-pole block of Front-Connected W3TS Switches with (1) Basic with Red Handle (Element #1), (1) Basic with Black Handle (Element #1k), (1) Left-Hand Current Assembly with Black Handles (Element #8), (1) Right-Hand Current Assembly with Test Jack and Short Circuit Current Assemblies with Common Bar & Black Handles (Element #9); Barriers; Cover; 600 Volts 30 amp.
W3TS-06-N&C	6-pole: 12/12/12 CB C	6-pole block of Front-Connected W3TS Switches featuring (3) Right-Hand Single Terminal & Short Circuit Current Assemblies with Black Handles (Element #12), all connected with 6-pole Common Bar; Barriers; Cover; 600 Volts 30 amp.
W3TS-06-T&C	6-pole: 1/1/1/4/4/4 C	6-pole block of Front-Connected W3TS Switches with (3) Single-Pole Basics with Red Handles (Element #1), and (3) Short-Circuit Current Switches with Black Handles (Element #4) Barriers; Cover; 600 Volts 30 amp.
W3TS-06-TS2	6-pole: 4/4/4/4/4/4	6-pole block of Front-Connected W3TS Switches made up of (6) independent Short-Circuiting Switches with Black Handles (Element #4); Barriers; 600 Volts 30 amp.
W3TS-06-TS2-DR	6-pole: 4/4/4/4/4/4 DR	6-pole block of Front-Connected W3TS Switches made up of (6) independent Short-Circuiting Switches with Black Handles (Element #4); Barriers; DIN Rail Clips; 600 Volts 30 amp.
W3TS-06-TS2-DR&C	6-pole: 4/4/4/4/4/4 DR C	6-pole block of Front-Connected W3TS Switches made up of (6) independent Short-Circuiting Switches with Black Handles (Element #4); Barriers; DIN Rail Clips; Cover; 600 Volts 30 amp.
W3TS-06-TS3	6-pole: 4/4 G 4/4 G 4/4 G	6-pole block of Front-Connected W3TS Switches with (3) pairs of Short-Circuit Current Assemblies with Black Handles (Element #4) with each pair connected by a 2-pole Common Bar; Barriers; 600 Volt, 30 amp.
W3TS-06-TS4-DR	6-pole: 4/4/4/4/4/4 G DR	6-pole block of Front-Connected W3TS Switches with (6) independent Short-Circuit Current Switches with Red Handles (Element #4r); all ganged together; Barriers; DIN Rail Clips, 600 Volts 30 amp.

W3TS-06-TS5&C-CB6-DR	6-pole: 4/4/4/4/4/13 CB DR	6-pole block of Front-Connected W3TS Switches with (5) Short-Circuiting Assembly Switches with Black Handles (Element #4) followed by (1) Through Bar (Element #13) and connected by a 6-pole Common Bar; Barriers; Din Rail Clips, Cover; 600 Volt 30 amp.
W3TS-06-TS6-DR	6-pole: 13/13/13/13/13/13 DR	6-pole block of Front-Connected W3TS Switches consisting of (6) Through Bars (Element #13); Barriers; Din Rail clips; 600 Volts 30 amp.
W3TS-06-TS7-B	6-p: B1k/B1/B1b/B7/B7r/B7b C	6-pole block of Back-Connected W3TS Switches consisting of (1) Basic with Black Handle (Element #1k), (1) Basic with Red Handle (Element 1), (1) Basic with Blue Handle (Element 1b), (1) Test Jack with Black Handle (Element #7), (1) Test Jack with Red Handle (Element #7r), and (1) Test Jack with Blue Handle (Element #7b) Barriers; Cover; 600 Volts 30 amp.
W3TS-06-TS8-B	6-pole: B2k/B2k/B8 C	6-pole block of Back-Connected W3TS Switches consisting of (2) Ganged 2-pole Basics with Black Handles (Element #2k) and a Left-Hand Test Jack/Short-Circuit Assembly with Common Bar and Black Handles (Element #8); Barriers; Cover; 600 Volts 30 amp.

7 POLE BLOCKS [Return Home](#)

TEST SWITCH PART #	Short Description	Long Description
W3TS-07-A & C	7-pole: 1/1/1/1/1/1/1 C	7-pole block of Front-Connected W3TS Single-Pole Basic Switches with Red Handles (Element #1); Barriers; Cover; 600 Volts 30 amp.
W3TS-07-A-DR	7-pole: 1/1/1/1/1/1/1 DR	7-pole block of Front-Connected W3TS Single-Pole Basic Switches with Red Handles (Element #1); Barriers; DIN Rail Clips; 600 Volts 30 amp.
W3TS-07-Ak-DR	7-pole: 1k/1k/1k/1k/1k/1k/1k DR	7-pole block of Front-Connected W3TS Switches with (7) Single-Pole Basics with Black Handles (Element #1k) ; Barriers; DIN Rail Clips; 600 Volts 30 amp.
W3TS-07-Ak-DR & C	7-pole: 1k/1k/1k/1k/1k/1k/1k DR C	7-pole block of Front-Connected W3TS Single-Pole Basic Switches with Black Handles (Element 1k); Barriers; DIN Rail Clips; Cover; 600 Volts 30 amp.

W3TS-07-C	7-pole: 1/1/1/9/9	7-pole block of Front-Connected W3TS Switches with (3) Single-Pole Basics with Red Handles (Element #1), and (2) Right-Hand Current Assemblies of Test Jack & Short-Circuit Current Assemblies with Common Bar - Black Handles - (Element #9); Barriers; 600 Volts 30 amp.
W3TS-07-K&C	7-pole: 1/9/1/9/1 C	7-pole block of Front-Connected W3TS Switches consisting of (3) Single-Pole Basics with Red Handles (Element #1), and (2) Right-Hand Current Assemblies of Test Jack & Short-Circuit Current Assemblies with Common Bar - Black Handles; Barriers; Cover; 600 Volts 30 amp.
W3TS-07-S & C	7-Pole: 4/4/4/4/4/13 CB C	7-pole block of Front-Connected W3TS Switches with (6) Short-Circuiting Assemblies with Black Handles (Element #4), Ganged in Pairs followed by (1) Through Bar Switch (Element #13), and all Connected with a 7-pole Common Bar; End Barriers; Cover; 600 Volt 30 amp.
W3TS-07-T	7-pole: 5/3/2	7-pole Block of Front-Connected W3TS Switches with (1) Ganged 2-pole Short-Circuit Assembly with Common Bar - Black Handles - (Element #5), (1) Ganged 3-pole Basic with Red Handles (Element #3), and (1) Ganged 2-pole Basic with Red Handles (Element #2); Barriers; 600 Volts 30 amp.
W3TS-07-TPC	7-pole: 5/5/3	7-pole block of Front-Connected W3TS Switches with (2) Ganged 2-pole Short-Circuit Current Assemblies with Common Bar & Black Handles (Element #5), and (1) Ganged 3-pole Basic with Red Handles (Element #3); Screw Terminal Assembly; Barriers; 600 Volts 30 amp.
W3TS-07-TS-Ak&C	7-pole: 1k/1k/1k/1k/1k/9 C	7-pole block of Front-Connected W3TS Switches with (5) Single-Pole Basics with Black Handles (Element 1k), and (1) Right-Hand Test Jack & Short-Circuit Current Assembly with Common Bar & Black Handles (Element #9); Barriers; Cover; 600 Volts 30 amp.
W3TS-07-TS2-DR	7-pole: 1/1/1/14/1/1/1 DR	7-pole block of Front-Connected W3TS Switches with (3) Single-Pole Basics with Red Handles (Element #1), (1) Blank Space (Element #14), and (3) Single-Pole Basics with Red Handles (Element #1); Barriers; DIN Rail Clips; 600 Volts 30 amp.

W3TS-07-TS4 & C	7-pole: 3/8/8 C	7-pole block of Front-Connected W3TS Switches with (1) Ganged 3-pole Basics with Red Handles (Element #3), (2) Left-Hand Current Assemblies with Test Jack & Short-Circuit Current Assemblies with Common Bar and Black Handles (Element #8); Barriers; Cover; 600 Volts 30 amp.
W3TS-07-TS4-DR & C	7-pole: 3/8/8 DR C	7-pole block Front-Connected W3TS Switches with (1) Ganged 3-pole Basic with Red Handles (Element #3), and (2) Left-Hand Current Assemblies with Test Jack & Short-Circuit Current Assemblies with Common Bar and Black Handles (Element #8); Barriers; DIN Rail Clips; Cover; 600 Volts 30 amp.
W3TS-07-TS5-B	7-pole B8/B14/B14/B14/B9 C	7-pole block of Back-Connected W3TS Switches with (1) Left Hand Test Jack/Short-Circuit Current Assembly with Common Bar and Black Handles (Element #8), (3) Blank Spaces (Element #14), and (1) Right-Hand Test Jack and Short-Circuiting Current Assembly with Common Bar and Black Handles (Element #9); Barriers; Cover; 600 Volt 30 Amp.
W3TS-07-TS6-DR & C	7-pole: 8/8/8/13 DR C	7-pole block Front-Connected W3TS Switches with (3) Left-Hand Current Assemblies with Test Jack & Short-Circuit Current Assemblies with Common Bar and Black Handles (Element #8), and (1) Through Bar Switch(Element #13); Barriers; DIN Rail Clips; Cover; 600 Volts 30 amp.
W3TS-07-TS7-DR & C	7-pole: 5/5/5/13 DR C	7-pole block of Front-Connected W3TS Switches with (3) Ganged 2-pole Short-Circuit Current Assemblies with Common Bar & Black Handles (Element #5), and (1) Through Bar Switch (Element #13); Barriers; DIN Rail Clips; Cover; 600 Volts 30 amp.
W3TS-07-TS8-B	7-pole: B5/B5/B5/B1	7-pole block of Back-Connected W3TS Switches with (3) Ganged 2-pole Short-Circuit Current Assemblies with Common Bar and Black Handles (Element #5), and (1) Basic with Red Handle (Element #1); Barriers; Cover; 600 Volts 30 amp.

W3TS-07-TS9-CB4&3-DR	7-pole: 7-7-7-7 CB 7-7-7 CB DR	7-pole block of Front-Connected W3TS Switches with (4) Test Jacks with Black Handles (Element #7) and with 4-pole Common Bar, and (3) Test Jacks with 3-pole Common Bar and Black Handles (Element #7); Barriers; DIN Rail Clips; 600 Volts 30 amp.
W3TS-07-V&C	7-pole: 1/1K/1K/1K/1K/1K/1K C	7-pole block of Front-Connected W3TS Switches with (1) Basic with Red Handle (Element #1), and (6) Basics with Black Handle (Element 1k); Barriers; Cover; 600 Volts 30 amp.

8 POLE BLOCKS [Return Home](#)

TEST SWITCH PART #	Short Description	Long Description
W3TS-08-A-DR	8-pole: 1/9/1/1/8/1 DR	8-pole block of Front-Connected W3TS Switches with 1 Basic with Red Handle (Element #1), (1) Right-Hand Current Assembly with Black Handles (Element #9), 2 Basics with Red Handles (Element #1), (1) Left-Hand Current Assembly with Black Handles (Element #8), and (1) Basic with Red Handle (Element #1); Din Rail Clips; 600 Volts 30 amp.
W3TS-08-D	8-pole: 1/1/1/1/1/1/1/1	8-pole block of Front-Connected W3TS Switches containing (8) Single-Pole Basics with Red Handles (Element #1); Barriers; 600 Volts 30 amp.
W3TS-08-D&C	8-pole: 1/1/1/1/1/1/1/1 C	8-pole block of Front-Connected W3TS Switches containing (8) Single-Pole Basics with Red Handles (Element #1); Barriers; Cover; 600 Volts 30 amp.
W3TS-08-D&C-DR	8-pole: 1/1/1/1/1/1/1/1 DR C	8-pole block of Front-Connected W3TS Switches with (8) Single-Pole Basics with Red Handles (Element #1); Barriers; DIN Rail Clips; Cover; 600 Volts 30 amp.
W3TS-08-D&G	8-pole 1/1/1/1/1/1/1/1 G	8-pole block of Front-Connected W3TS Switches consisting of (8) Single-Pole Basics with Red Handles (Element #1), all Ganged together; Barriers; 600 Volts 30 amp.
W3TS-08-D-CB8-G8	8-pole: 1/1/1/1/1/1/1/1 G CB	8-pole block of Front-Connected W3TS Switches with (8) Single-Pole Basics with Red Handles (Element #1), all Ganged together and connected by an 8-pole Common Bar; End Barriers; 600 Volts 30 amp.

W3TS-08-D-CB8-G8	8-pole: G CB	1k/1k/1k/1k/1k/1k/1k/1K	8-pole block of Front-Connected W3TS Switches with (8) Single-Pole Basics with Black Handles (Element #1k), all Ganged together and connected by an 8-pole Common Bar; End Barriers; 600 Volts 30 amp.
W3TS-08-D-DR	8-pole:	1/1/1/1/1/1/1/1 DR	8-pole block of Front-Connected W3TS Switches containing (8) Single-Pole Basics with Red Handles (Element #1); Barriers; Din Rail Clips; 600 Volts 30 amp.
W3TS-08-Dk&C-DR	8-pole:	1k/1k/1k/1k/1k/1k/1k/1k DR C	8-pole block of Front-Connected W3TS Switches with (8) Single-Pole Basics with Black Handles (Element #1k); Barriers; Cover; DIN Rail Clips; 600 Volts 30 amp.
W3TS-08-Dk-DR	8-pole:	1k/1k/1k/1k/1k/1k/1k/1k DR	8-pole block of Front-Connected W3TS Switches with (8) Single-Pole Basics with Black Handles (Element 1k); Barriers; Din Rail clips; 600 Volts 30 amp.
W3TS-08-L-B	8-pole:	B9/B9/B9/B1/B1 C	8-pole block of Back-Connected W3TS Switches with (3) Right-Hand Test Jack and Short-Circuit Current Assemblies with Common Bar & Black Handles (Element #9), and (2) Red Handle Basics (Element #1); Barriers; Cover; 600 Volts 30 amp.
W3TS-08-Lk-DR	8-pole:	9/9/9/1k/1k DR	8-pole block of Front-Connected W3TS Switches with (3) Right-Hand Test Jack & Short-Circuit Current Assemblies with Common Bar & Black Handles (Element #9), and (2) Black Handled Basics (Element #1k); Barriers; DIN Rail Clips; 600 Volts 30 amp.
W3TS-08-N-B	8-pole:	B5/B5/B5/B1/B1 C	8-Pole Block of Back-Connected W3TS Switches with (3) Ganged 2-pole Short-Circuiting Assemblies with Common Bar and Black Handles (Element #5), followed by (2) Basics with Red Handles (Element #1); Barriers; Cover; 600 Volt 30 amp.
W3TS-08-P	8-pole:	9/9/9/9	8-pole block of Front-Connected W3TS Switches with (4) Right-Hand Current Assemblies with Test Jack & Short-Circuit Current Assemblies with Common Bar & Black Handles (Element #9); Barriers; 600 Volts 30 amp.
W3TS-08-P&C -DR	8-pole:	9/9/9/9 DR C	8-pole block of Front-Connected W3TS Switches with (4) Right-Hand Current Assemblies with Test Jack & Short-Circuit Current Assemblies with Common Bar and Black Handles (Element #9); Barriers; Cover; 600 Volts 30 amp.

W3TS-08-P&C	8-pole: 9/9/9/9 C	8-pole block of Front-Connected W3TS Switches with (4) Right-Hand Current Assemblies with Test Jack & Short-Circuit Current Assemblies with Common Bar and Black Handles (Element #9); Barriers; Cover; 600 Volts 30 amp.
W3TS-08-P-B	8-pole: B9/B9/B9/B9 C	8-pole block of Back-Connected W3TS Switches with (4) Right-Hand Current Assemblies with Test Jack & Short-Circuit Current Assemblies with Common Bar & Black Handles (Element #9); Barriers; Cover; 600 Volts 30 amp.
W3TS-08-Srk	8-pole: 2rk/2rk/2rk/2rk	8-pole block of Front-Connected W3TS Switches with (4) Ganged Double-Pole Basics with 1 Red Handle & 1 Black Handle (Element #2rk); Barriers; 600 Volts 30 amp.
W3TS-08-TS-A-DR	8-pole: 7/7/7/7/7/7/7/7 DR	8-pole block of W3TS Front-Connected W3TS Switches made up of (8) Test Jacks with Black Handles (Element #7); Barriers; DIN Rail Clips; 600 Volts 30 amp.
W3TS-08-TS-Dk-DR	8-pole: 1k/1k/1k/1k/1k/1k/1k/1k CB DR	8-pole block of Front-Connected W3TS Switches with (8) Single-Pole Basics with Black Handles (Element #1k) connected with a Common Bar; Barriers; DIN Rail Clips; 600 Volts 30 amp.
W3TS-08-TS10-DR	8-pole: 8/8/8/1kU/1kU DR	8-pole block of Front-Connected W3TS Switches with (3) Left-Hand Current Assemblies with Test Jack & Short-Circuit Current Assemblies with Common Bar and Black Handles (Element #8), and (2) Basics, Up-Side-Down, with Black Handles (Element 1k); Barriers; DIN Rail Clips; 600 Volts 30 amp.
W3TS-08-TS11	8-pole: 8/8/8/8	8-pole block of Front-Connected W3TS Switches with (4) Left-Hand Current Assemblies with Test Jack & Short-Circuit Current Assemblies with Common Bar & Black Handles (Element #8); Barriers; 600 Volts 30 amp.
W3TS-08-TS11-B	8-pole: B8/B8/B8/B8 C	8-pole block of Back-Connected W3TS Switches with (4) Left-Hand Current Assemblies with Test Jack & Short-Circuit Current Assemblies with Common Bar & Black Handles (Element #8); Barriers; Cover; 600 Volts 30 amp.

W3TS-08-TS12-DR	8-pole: 8/8/8/1U/1U DR	8-pole block Front-Connected W3TS Switches with (3) Left-Hand Current Assemblies with Test Jack & Short-Circuit Current Assemblies with Common Bar & Black Handles (Element #8), and (2) Basics, Up-Side-Down, with Red Handles (Element #1); Barriers; DIN Rail Clips; 600 Volts 30 amp.
W3TS-08-TS13&C	8-pole: 4/4/4/4/4/4/4/4 C	8-pole block of Front-Connected W3TS Switches with (8) independent Short-Circuiting Switches with Black Handles (Element #4); Barriers; Cover; 600 Volts 30 amp.
W3TS-08-TS14-DR	8-pole: 4/4 G 4/4 G 4/4 G 4/4 G CB DR	8-pole block of Front-Connected W3TS Switches with (4) pair of Short-Circuit Assembly Switches with Black Handles (Element #4), each pair Ganged and all connected with an 8-pole Common Bar; Barriers; DIN Rail Clips; 600 Volt, 30 amp.
W3TS-08-TS15-B	8-pole: B3k/B14/B6/B4 C	8-pole block of Back-Connected W3TS Switches with Ganged 3-pole Basics with Black Handles (Element #3k), (1) Blank Space (Element #14), (1) Ganged 3-pole Short Circuit Current Assembly with Black Handles connected with a Common Bar (Element #6), and (1) Short-Circuit Current Assembly with Black Handle (Element #4); Barriers; Cover; 600 Volt 30 amp.
W3TS-08-TS2-DR	8-pole: 4/4/4/4/4/4/4/4 DR	8-pole block of Front-Connected W3TS Switches with (8) independent Short-Circuiting Switches with Black Handles (Element #4); Barriers; DIN Rail clips; 600 Volts 30 amp.
W3TS-08-TS2r-DR	8-pole: 4r/4r/4r/4r/4r/4r/4r/4r DR	8-pole block of Front-Connected W3TS Switches with (8) independent Short-Circuiting Switches with Red Handles (Element #4r); Barriers; DIN Rail clips; 600 Volts 30 amp.
W3TS-08-TS3&C-CB8	8-pole: 4/4/4/4/4/4/4/4 CB C	8-pole block of Front-Connected W3TS Switches with (8) Short-Circuiting Switches - Black Handles - (Element #4) all connected with 8-pole Common Bar; End Barriers; Cover; 600 Volts 30 amp.
W3TS-08-TS3-DR	8-pole: 4/4/4/4/4/4/4/4 CB DR	8-pole block of Front-Connected W3TS Switches with (8) Short-Circuiting Switches - Black Handles - (Element #4) all connected with Common Bar; Barriers; DIN Rail Clips; 600 Volts 30 amp.

W3TS-08-TS4-DR	8-pole: 13/13/13/13/13/13/13/13 DR	8-pole block of Front-Connected W3TS Switches consisting of (8) Through Bars (Element #13); Barriers; Din Rail clips; 600 Volts 30 amp.
W3TS-08-TS5	8-pole: 4/4/4/4/4/4/4/4 NK CB G	8-pole block of Front-Connected, NO KNOB, W3TS Switches with (8) Short-Circuiting Switches - Black Handles - (Element #4) all connected with Common Bar, all Ganged together; Barriers; 600 Volts 30 amp.
W3TS-08-TS5&C	8-pole: 4/4/4/4/4/4/4/4 CB G C	8-pole block of Front-Connected W3TS Switches with (8) Short-Circuiting Switches - Black Handles -(Element #4), all connected with Common Bar, and all Ganged together; End Barriers; Cover; 600 Volts 30 amp.
W3TS-08-TS5-DR	8-pole: 4/4/4/4/4/4/4/4 CB G DR	8-pole block of Front-Connected W3TS Switches with (8) Short-Circuiting Switches - Black Handles - (Element #4), all connected with a Common Bar, and all Ganged together; End Barriers; DIN Rail Clips; 600 Volts 30 amp.
W3TS-08-TS5-DR&C	8-pole: 4/4/4/4/4/4/4/4 CB G DR C	8-pole block of Front-Connected W3TS Switches with (8) Short-Circuiting Current Switches - Black Handles - (Element #4), all connected with a Common Bar, and all Ganged together; End Barriers; DIN Rail Clips; Cover; 600 volts 30 amp.
W3TS-08-TS6	8-pole: 4/4 CB 4/4 CB 4/4 CB 4/4 CB	8-pole block of Front-Connected W3TS Switches with (4) pair of Short-Circuiting Assemblies - Black Handles - (Element #4), with each pair connected by a 2-pole Common Bar; Barriers; 600 Volt, 30 amp.
W3TS-08-TS7-DR-G8&C	8-pole: 4/4/4/4/4/4/4/4 G DR C	8-pole block of Front-Connected W3TS Switches with (8) Short-Circuiting Current Switches - Black Handles - (Element #4), all Ganged together; Barriers; DIN Rail Clips; Cover; 600 volts 30 amp.
W3TS-08-TS8-G4	8-pole: 1/1/1/1 G 13/13/13/13	8-pole block of Front-Connected W3TS Switches with (4) Basics with Red Handles (Element #1), all Ganged together, then (4) Through Bar Switches (Element #(13); Barriers; 600 Volts 30 amp.
W3TS-08-TS9-G4	8-pole: 1/1/1/1 G 15/15/15/15	8-pole block of Front-Connected W3TS Switches with 4 Basics with Red Handles (Element #1), all Ganged together, then (4) Terminal Blocks (Element #15); Barriers; 600 Volts 30 amp.

W3TS-08-W	8-pole: 5/5/5/5	8-Pole block of Front-Connected W3TS Switches with (4) Ganged 2-pole Short-Circuiting Assemblies with Common Bar & Black Handles (Element #5); Barriers; 600 Volt 30 amp.
W3TS-08-W-DR	8-pole: DR 5/5/5/5	8-Pole block of Front-Connected W3TS Switches with (4) (Ganged 2-pole Short-Circuiting Assemblies with Common Bar and Black Handles (Element #5); Barriers; DIN Rail Clips; 600 Volt 30 amp.
W3TS-08-Yk-DR-NK	8-pole: 2k/2k/2k/2k NK DR	8-pole block of Front-Connected, NO KNOB, W3TS Switches with (4) Ganged Double-Pole No Safety Knob Basics with Black Handles (Element 2k); Barriers; & DIN Rail Clips; 600Volt 30 amp.

9 POLE BLOCKS [Return Home](#)

TEST SWITCH PART #	Short Description	Long Description
W3TS-09-A	9-pole: 1/1/1/1/1/1/1/1/1	9-pole block of Front-Connected W3TS Switches with (9) Single-Pole Basics with Red Handles (Elements #1); Barriers; 600 Volts 30 amp.
W3TS-09-A-B	9-pole: 1/1/1/1/1/1/1/1/1 C	9-pole block of Back-Connected W3TS Switches with (9) Single-Pole Basics - Red Handles - (Element #1); Barriers; Cover; 600 Volts 30 amp.
W3TS-09-A-DR	9-pole: 1/1/1/1/1/1/1/1/1 DR	9-pole block of Front-Connected W3TS Switches with (9) Single-Pole Basics with Red Handles (Elements #1); Barriers; DIN Rail Clips; 600 Volts 30 amp.
W3TS-09-Ak	9-pole: 1k/1k/1k/1k/1k/1k/1k/1k/1k	9-pole block of Front-Connected W3TS Switches with (9) Single-Pole Basics with Black Handles (Elements #1k); Barriers; 600 Volts 30 amp.
W3TS-09-Bk-DR-NK	9-pole: 3k/3k/3k NK DR	9-pole block of Front-Connected, NO KNOB, W3TS Switches with (3) Ganged Three-Pole Basics with Black Handles (Element #3k); Barriers; DIN Rail Clips; 600 Volt 30 amp.
W3TS-09-DI & C	9-pole: 9/1k/1k/1k/1k/1k/1k/1k C	9-pole block of Front-Connected W3TS Switches consisting of (1) Right-Hand Test Jack and Short-Circuiting Assembly with Common Bar and Black Handles (Element #9), followed by (7) Basics with Black Handles (Element 1k); Barriers; Cover; 600 Volts 30 amp.

W3TS-09-mD&C	9-pole: 1/1/1 4/4 CB 4/4 CB 4/4 CB C	9-pole block of Front-Connected W3TS Switches with (3) Single-Pole Basics with Red Handles (Element #1), and (3) pair of Short-Circuiting Assemblies with Black Handles (Element #4), each pair connected with Common Bar; Barriers; Cover; 600 Volts 30 amp.
W3TS-09-TS-V-B	9-pole: B1/B1/B1/B8/B8/B8 C	9-pole block of Back-Connected W3TS Switches with (3) Basics with Red Handles (Element #1), and (3) Left-Hand Test Jack & Short-Circuit Assemblies with Common Bar and Black Handles (Element #8); Barriers; Cover; 600 Volts 30 amp.
W3TS-09-TS1 & C	9-pole: 1U/5/1U/5/1U/5 C	9-pole block of Front-Connected W3TS Switches alternating (3) Upside-down Basics with Red Handles (Element #1) with (3) Ganged Short- Circuiting Current Assemblies with Black Handles (Element #5); Barriers; Cover; 600 Volt 30 amp.
W3TS-09-TS14-DR	9-Pole: 4/4 G 4/4 G 4/4 G 4/4 G 13 CB DR	9-pole block of Front-Connected W3TS Switches with (4) pair of Short-Circuiting Assemblies with Black Handles (Element #4), each pair Ganged, (1) Through Bar Switch (Element #13), all connected with a 9-pole Common Bar; End Barriers; DIN Rail Clips; 600 Volt, 30 amp.
W3TS-09-TS2	9-pole: 3k/2/1k/1k/1k/1k	9-pole block of Front-Connected W3TS Switches with (1) Ganged 3-pole Basic with Black Handles (Element 3k), (1) Ganged 2-Pole Basic with Red Handles (Element #2), and (4) Single-Pole Basics with Black Handles (Element 1k); 600 Volts 30 amp.
W3TS-09-TS3&C-DR	9-pole 4r/4r/4r/1k/1k/1k/4r/4r/4r DR C	9-pole block of Front-Connected W3TS Switches consisting of (3) Short-Circuiting Assemblies with Red Handles(Element 4r), (3) Basics with Black Handles (Element 1k), and (3) Short-Circuiting Assemblies with Red Handles (Element 4r); Barriers; DIN Rail Clips; Cover; 600 Volts 30 amp.
W3TS-09-TS4 & C	9-pole: 3/8/8/8 C	9-pole block of Front-Connected W3TS Switches with (1) Ganged 3-pole Basic with Red Handles (Element #3), and (3) Left-Hand Current Assemblies with Test Jack & Short-Circuit Current Assemblies with Common Bar & Black Handles (Element #8); Barriers; Cover; 600 Volts 30 amp.

W3TS-09-TS4--B	9-pole: B3/B8/B8/B8 C	9-pole block of Back-Connected W3TS Switches with (1) Ganged 3-pole Basic with Red Handles (Element #3), and (3) Left-Hand Test Jack & Short-Circuiting Assemblies with Common Bar and Black Handles (Element #8); Barriers; Cover; 600 Volts 30 amp.
W3TS-09-TS4-DR & C	9-pole: 3/8/8/8 DR C	9-pole block Front-Connected W3TS Switches with (1) Ganged 3-pole Basic with Red Handles (Element #3), and (3) Left-Hand Current Assemblies with Test Jack & Short-Circuiting Current Assemblies with Common Bar and Black Handles (Element #8); Barriers; DIN Rail Clips; Cover; 600 Volts 30 amp.
W3TS-09-TS5-DR & C	9-pole: 3/6/6 DR C	9-pole block of Front-Connected W3TS Switches with (1) Ganged 3-pole Basic with Red Handles (Element #3), and (2) 3-pole Short-Current Assemblies with Common Bar and Black Handles (Element #6); Barriers; DIN Rail Clips; Cover; 600 Volts 30 amp.
W3TS-09-TSX & C	9-pole: 1/1/1/ 12/12/12 C	9-pole block of Front-Connected W3TS Switches consisting of (3) Single-Pole Basics with Red Handles (Element #1), and (3) Right-Hand Single Terminal & Short-Circuiting Current Assemblies with Common Bar and Black Handles (Element #12); Barriers; Cover; 600 Volts 30 amp.

10 POLE BLOCKS [Return Home](#)

TEST SWITCH PART #	Short Description	Long Description
W3TS-10-A	10-pole: 1/1/1/1/1/1/1/1/1/1	10-pole block of Front-Connected W3TS Switches consisting of (10) Single-Pole Basics with Red Handles (Element #1); Barriers; 600 Volts 30 amp.
W3TS-10-A&C	10-pole: 1/1/1/1/1/1/1/1/1/1 C	10-pole block of Front-Connected W3TS Switches consisting of (10) Single-Pole Basic Switches with Red Handles (Element #1); Barriers; Cover; 600 Volts 30 amp.
W3TS-10-A-B	10-pole: B1/B1/B1/B1/B1/B1/B1/B1/B1/B1 C	10-pole block of Back-Connected W3TS Switches with (10) Single-Pole Potential Basic Switches with Red Handles (Element #1); Barriers; Cover; 600 Volts 30 amp.
W3TS-10-A-DR	10-pole: 1/1/1/1/1/1/1/1/1/1 DR	10-pole block of Front-Connected W3TS Switches with (10) Single-Pole Basics with Red Handles (Element #1); Barriers; DIN Rail Clips; 600 Volts 30 amp.

W3TS-10-A-DR & C	10-pole: 1/1/1/1/1/1/1/1/1/1 DR C	10-pole block of Front-Connected W3TS Switches with (10) Single-Pole Basics with Red Handles (Element #1); Barriers; DIN Rail Clips; Cover; 600 Volts 30 amp.
W3TS-10-A-TS1-DR	10-pole: 1/1k/1k/1k G 1/1k/1k/1k/1k/1k G DR	10-pole block of Front-Connected W3TS Switches consisting of (4) Basics with (1) Red Handle & (3) Black Handles (Elements #1 & 1k), all Ganged, followed by (6) Basics with (1) Red Handle and (5) Black Handles (Elements #1 & 1k), all Ganged; Barriers; DIN Rail Clips; 600 Volts 30 amp.
W3TS-10-ABB-B	10-pole: B1/B1/B1/B1/B9/B9/B9 C	10-pole block of Back-Connected W3TS Switches consisting of (4) Red Handled Basics (Element #1), and (3) Right-Hand Current Assemblies with Short-Circuiting Assembly & Test Jack with Common Bar and Black Handles (Element #9); Barriers; Cover; 600 Volts 30 amp.
W3TS-10-Ak&C	10-pole: 1k/1k/1k/1k/1k/1k/1k/1k/1k/1k C	10-pole block of Front-Connected W3TS Switches with (10) Basics with Black Handles (Element 1k); Barriers; Cover; 600 Volts 30 amp.
W3TS-10-Ak-B	10-pole: B1k/B1k/B1k/B1k/B1k/B1k/B1k/B1k/B1k/B1k/B1k C	10-pole: : 10-pole block of Back-Connected W3TS Switches with 10 Single-pole Basics with Black Handles; Cover; 600 Volts 30 amp.
W3TS-10-Ak-CB-DR-&C	10-pole: 1k/1k/1k/1k/1k/1k/1k/1k/1k/1k CB C	10-pole block of Front-Connected W3TS Switches with (10) Basic Switch Black Handles (Element #1k), connected by a 10-pole Common Bar; Cover; 600 Volt 30 amp.
W3TS-10-Ak-DR	10-pole: 1k/1k/1k/1k/1k/1k/1k/1k/1k/1k DR	10-pole block of Front-Connected W3TS Switches with (10) Single-Pole Basics with Black Handles (Element #1k); Barriers; DIN Rail Clips; 600 Volts 30 amp.
W3TS-10-Ak-DR&C	10-pole: 1k/1k/1k/1k/1k/1k/1k/1k/1k/1k DR C	10-pole block of Front-Connected W3TS Switches with (10) Single-Pole Basics with Black Handles (Element 1k); Barriers; DIN Rail Clips; Cover; 600 Volts 30 amp.
W3TS-10-Ark G5-5	10-pole: 1/1/1/1/1 G 1k/1k/1k/1k/1k G	10-pole block of Front-Connected W3TS Switches with (5) Red Handled Basics (Element #1), all Ganged together, and (5) Black Handled Basics (Element 1k), all Ganged together; Barriers; 600 Volt 30 Amp.
W3TS-10-Ark&C	10-pole: 1/1/1/1k/1k/1k/1k/1k/1k/1k C	10-pole block of Front-Connected W3TS Switches with (3) Basics with Red Handles (Element #1), and (7) Basics with Black Handles (Element 1k); Barriers; Cover; 600 Volts 30 amp.

W3TS-10-ArkCB5-5G5-5	10-pole: 1/1/1/1/1 G CB 1K/1K/1K/1K/1K G CB	10-pole block of Front-Connected W3TS Switches with (5) Red Handled Basics (Element #1), all Ganged together connected by a 5-pole Common Bar, and (5) Black Handled Basics (Element 1k), all Ganged together connected by a 5-pole Common Bar; Barriers; 600 Volt 30 Amp.
W3TS-10-Bk-B	10-pole: B1k/B1k/B1k/B1k/B1k/B1k/B9/B1k C	10-pole block of Back-Connected W3TS Switches with (7) Basics with Black Handles (Element #1k), (1) Right-Hand Test Jack & Short Circuit Current Assembly with Common Bar and Black Handles (Element #9), and (1) Basic with Black Handle (Element #1k); Barriers; Cover; 600 Volts 30 amp.
W3TS-10-CG-B	10-pole: B1/B5/B1/B5/B1/B5/B13 C	Switches alternating (3) Basics -Red Handles with (3) Ganged 2-pole Short-Current Assembly with Common Bar and Black Handles (Element #5) followed by a Through Bar (Element #13); Barriers; Cover; 600 Volt 30 amp.
W3TS-10-E&C	10-pole: 1/9/1/9/1/9/1 C	10-pole block of Front-Connected W3TS Switches, alternating (4) Basics with Red Handles (Element #1) with (3) Right-Hand Test Jack/Short-Circuit Current Assemblies with Black Handles & Common Bar (Element #9); Barriers; Cover; 600 Volts 30 amp.
W3TS-10-E&C-DR	10-pole: C 1/9/1/9/1/9/1 DR C	10-pole block of Front-Connected W3TS Switches, alternating (4) Basics with Red Handles (Element #1) with (3) Right-Hand Test Jack/Short-Circuiting Current Assemblies with Black Handles & Common Bar (Element #9); Barriers; DIN Rail Clips; Cover; 600 Volts 30 amp.
W3TS-10-E-B	10-pole: B1/B9/B1/B9/B1/B9/B1 C	10-pole block of Back-Connected W3TS Switches, alternating (4) Basics with Red Handles (Element #1) with (3) Right-Hand Test Jack/Short-Circuiting Current Assemblies with Black Handles & Common Bar (Element #9); Barriers; Cover; 600 Volts 30 amp.
W3TS-10-E-DR	10-pole: 1/9/1/9/1/9/1 DR	10-pole block of Front-Connected W3TS Switches, alternating (4) Single-Pole Basics - Red Handles - (Element #1) with (3) Right-Hand Test Jack/Short-Circuiting Current Assemblies with Black Handles & Common Bar (Element #9); Barriers; DIN Rail Clips; 600 Volts 30 amp.

W3TS-10-E-DR&C	10-pole: 1/9/1/9/1/9/1 DR C	10-pole block of Front-Connected W3TS Switches alternating (4) Single-Pole Basics - Red Handles - (Element #1), with (3) Right-Hand Test Jack/Short-Circuiting Current Assemblies with Black Handles & Common Bar (Element #9); Barriers; DIN Rail Clips; Cover; 600 Volts 30 amp.
W3TS-10-E2&C	10-pole: C 1/8/1/8/1/8/1 C	10-pole block of Front-Connected W3TS Switches, alternating (4) Basics - Red Handles - (Element #1) with (3) Left-Hand Test Jack/Short-Circuiting Current Assemblies with Black Handles & Common Bar (Element #8); Barriers; Cover; 600 Volts 30 amp.
W3TS-10-E2-B	10-pole: B1/B8/B1/B8/B1/B8/B1 C	10-pole block of Back-Connected W3TS Switches, alternating (4) Basics - Red Handles - (Element #1)with (3) Left-Hand Test Jack/Short-Circuiting Current Assemblies with Black Handles & Common Bar (Element #8); Barriers; Cover; 600 Volts 30 amp.
W3TS-10-Ek&C	10-pole: 1k/9/1k/9/1k/9/1k C	10-pole block of Front-Connected W3TS Switches, alternating (4) Basics - Red Handles - (Element #1) with (3) Right-Hand Test Jack/Short-Circuiting Current Assemblies with Black Handles & Common Bar (Element #9); Barriers; Cover; 600 Volts 30 amp.
W3TS-10-Ekr&C	10-pole: 1k/9r/1k/9r/1k/9r/1k C	10-pole block of Front-Connected W3TS Switches, alternating (4) Basics - Black Handles - (Element #1k) with (3) Right-Hand Test Jack/Short-Circuiting Current Assemblies with Red Handles & Common Bar (Element #9r); Barriers; Cover; 600 Volts 30 amp.
W3TS-10-Erk-DR	10-pole: 1/9/1/9/1/9/1k DR	10-pole block of Front-Connected W3TS Switches, alternating (3) Red Handled Basics (Element #1), and (3) Right-Hand Test Jack/Short-Circuiting Current Assemblies with Black Handles & Common Bar (Element #9), followed by (1) Black Handled Basic (Element #1k); Barriers; DIN Rail Clips; 600 Volts 30 amp.
W3TS-10-Erk-DR&C	10-pole: 1/9/1/9/1/9/1k DR C	10-pole block Front-Connected W3TS Switches alternating (3) Red Handled Basics (Element #1), (3) Right-Hand Test Jack/Short-Circuiting Current Assemblies with Black Handles & Common Bar (Element #9), and followed by (1) Black Handled Basic (Element #1k); Barriers, DIN Rail Clips; Cover; 600 Volt 30 amp.

W3TS-10-F-DR&C	10-pole: 9/9/9/1/1/1/1 DR C	10-pole block of Front-Connected W3TS Switches with (3)Right-Hand Test Jack/Short-Circuiting Current Assemblies with Black Handles (Element #9), then (4) basic Switches with Black Handles (Element 1k); Barriers; DIN Rail Clips; Cover; 600 volt 30 amp.
W3TS-10-G	10-pole: 1/5/1/5/1/5/1	10-pole block of Front-Connected W3TS Switches alternating (1) Basic with Red Handle (Element #1), and (1) Ganged 2-pole Short-Circuiting Current Assembly with Common Bar & Black Handles (Element #5); Barriers; 600 Volt 30 amp.
W3TS-10-GA & C	10-pole: 1k/1k/1k/5r/5r/5r/1k C	10-pole block Front-Connected W3TS Switches with (3) Basics with Black Handles (Element #1k), (3) Ganged 2-pole Short-Current Assemblies with Common Bar & Red Handles (Element #5r), and (1) Basic with Black Handle (Element #1k); Barriers; Cover; 600 Volt 30 amp.
W3TS-10-GA	10-pole: 1k/1k/1k/5r/5r/5r/1k	10-pole block Front-Connected W3TS Switches with (3) Basics with Black Handles (Element #1k), (3) Ganged 2-pole Short Circuiting-Current Assemblies with Common Bar & Red Handles (Element #5r), and (1) Basic with Black Handle (Element #1k); Barriers; 600 Volt 30 amp.
W3TS-10-GB-DR&C	10-pole: 1/1/1/5/5/5/1 DR C	10-pole Block of Front-Connected W3TS Switches with (3) Red Handled Basics (Element #1), (3) ganged 2-pole Short-Circuiting Current Assemblies with Common Bar & Black Handles (Element #5), and (1) Red Handled Basic (Element #1); Barriers; DIN Rail Clips; & Cover; 600 Volt 30 amp.
W3TS-10-H	10-pole: 1/1/1/1/9/9/9	10-pole block of Front-Connected W3TS Switches consisting of (4) Single-Pole Basics with Red Handles (Element #1), and (3)Right-Hand Test Jack/Short-Circuiting Current Assemblies with Black Handles & Common Bar (Element #9); Barriers; 600 Volts 30 amp.
W3TS-10-H&C	10-pole: 1/1/1/1/9/9/9 C	10-pole block of Front-Connected W3TS Switches consisting of (4) Single-Pole Basics with Red Handles (Element #1), and (3)Right-Hand Test Jack/Short-Circuiting Current Assemblies with Black Handles & Common Bar (Element #9); Barriers; Cover; 600 Volts 30 amp.

W3TS-10-H-B	10-pole: B1/B1/B1/B1/B9/B9/B9 C	10-pole block of Back-Connected W3TS Switches consisting of (4) Back-Connected Basics with Red Handles (Element #1k), and (3)Right-Hand Test Jack/Short-Circuiting Current Assemblies with Black Handles & Common Bar (Element #9); Barriers; Cover; 600 Volt 30 amp.
W3TS-10-Hk&C	10-pole: 1k/1k/1k/1k/9/9/9 C	10-pole block of Front-Connected W3TS Switches consisting of (4) Basics with Red Handles (Element 1k), and (3)Right-Hand Test Jack/Short-Circuiting Current Assemblies with Black Handles & Common Bar (Element #9); Barriers; Cover; 600 Volts 30 amp.
W3TS-10-J-B	10-pole: B1/B1/B1/B9/B9/B9/B1 C	10-pole block of Back-Connected W3TS Switches consisting of (3) Back-Connected Red Basics (Element 1k), (3) Back-Connected Right-Hand Test Jack/Short-Circuiting Current Assemblies with Black Handles & Common Bar (Element #9), and (1) Back-Connected Red Basic (Element #1); Barriers; Cover; 600 Volt 30amp.
W3TS-10-J2-B	10-pole: B1/B1/B1/B9/B9/B9/B1k C	10 pole block of Back-Connected W3TS Switches with (3) Red Handled Basics (Element #1), (3) (3)Right-Hand Test Jack/Short-Circuiting Current Assemblies with Black Handles & Common Bar (Element #9), and (1) Basic with Black Handle (Element 1k); Barriers; Cover; 600 Volt 30 amp.
W3TS-10-JD&C	10-pole: 9/9/9/9/2 C	10-pole block of Front-Connected W3TS Switches with (4) Right-Hand Test Jack/Short-Circuiting Current Assemblies with Black Handles & Common Bar (Element #9), and (1) Ganged 2-pole Basic with Red Handles (Element #2); Barriers; Cover; 600 Volts 30 amp.
W3TS-10-Jk-B	10-pole: B1k/B1k/B1k/B9/B9/B9/B1k C	10-Pole Block of Back-Connected W3TS Switches consisting of 3 Black Handled Basics (Element 1k), (3)Right-Hand Test Jack/Short-Circuiting Current Assemblies with Black Handles & Common Bar (Element #9), and (1) Black Handled Basic (Element 1k) Barriers; Cover; 600 Volt 30 amp.

W3TS-10-K-B	10-pole: B1/B9/B9/B9/B9/B1 C	10-pole Block of Back-Connected W3TS Switches consisting of (1) Basic with Red Handle (Element #1), (4) Right-Hand Test Jack/Short-Circuiting Current Assemblies with Black Handles & Common Bar (Element #9), and (1) Basic with Red Handle (Element #1); Barriers; Cover; 600 Volts 30 amp.
W3TS-10-Kk-B	10-pole: B1k/B9/B9/B9/B9/B1k C	10-pole Block of Back-Connected W3TS Switches consisting of (1) Basic with Red Handle (Element #1), (4) Right-Hand Test Jack/Short-Circuiting Current Assemblies with Black Handles & Common Bar (Element #9), and (1) Basic with Red Handles (Element #1); Barriers; Cover; 600 Volts 30 amp.
W3TS-10-L-B	10-pole: B9/B9/B9/B9/B1/B1 C	10-pole block of Back-Connected W3TS Switches with (4) Right-Hand Test Jack/Short-Circuiting Current Assemblies with Black Handles & Common Bar (Element #9), and (2) Red Handled Basics (Element #1); Barriers; Cover; 600 Volts 30 amp.
W3TS-10-N	10-pole: 5/5/5/5/5	10-Pole block of Front-Connected W3TS Switches with (5) pair of Ganged 2-pole Short-Circuiting Assemblies with Common Bar & Black Handles (Element #5), each pair separated with Barriers; 600 Volt 30 amp.
W3TS-10-N-B	10-pole: B5/B5/B5/B5/B5 C	10-Pole block of Back-Connected W3TS Switches with (5) pair of Ganged 2-pole Short-Circuiting Assemblies with Common Bar & Black Handles (Element #5), each pair separated with Barriers; Cover; 600 Volt 30 amp.
W3TS-10-Q	10-pole: 7/7/7/7/7/7/7/7/7/7	10-pole block of Front-Connected W3TS Switches consisting of (10) Test Jack Switches with Black Handles (Element #7); Barriers; 600 Volts 30 amp.
W3TS-10-Q-B	10-pole: B7/B7/B7/B7/B7/B7/B7/B7/B7/B7	10-pole block of Back-Connected W3TS Switches consisting of (10) Test Jack Switches; Barriers; Cover; 600 Volt 30 amp.
W3TS-10-T&C	10-pole: 1/1/1/13/9/9/9 C	10-pole block of Front-Connected W3TS Switches consisting of (3) Basics with Red Handles (Element #1), (1) Through Bar (Element #13), and (3)Right-Hand Test Jack/Short-Circuiting Current Assemblies with Black Handles & Common Bar (Element #9); Barriers; Cover; 600 Volts 30 amp.

W3TS-10-T2-B	10-pole: B1/B1/B1/B13/B8/B8/B8 C	10-pole block of Back-Connected W3TS Switches with (3) Basics with Red Handles (Element #1), (1) Through Bar (Element #13), and (3) Right-Hand Test Jack/Short-Circuiting Current Assemblies with Black Handles & Common Bar (Element #9); Barriers; Cover; 600 Volts 30 amp.
W3TS-10-TPC	10-pole: 5/5/5/3/1 C	10-pole Block of Front-Connected W3TS Switches with (3) Ganged 2-pole Short-Circuiting Current Assembly with Common Bar & Black Handles (Element #5), (1) Ganged 3-pole Basic with Red Handles (Element #3), and (1) Single-pole Basic with Red Handle (Element #1) Barriers; Cover; 600V 30 amp.
W3TS-10-TS-Akr&G6-4	10-pole: 1k/1k/1k/1k/1k/1k G 1/1/1/1 G	10-pole block of Front-Connected W3TS Switches consisting of (6) Basics with Black Handles (Element #1k), Ganged, and then (4) Basic with Red Handles (Element #1), Ganged; Barriers; 600 Volt 30 amp.
W3TS-10-TS-C&C	10-pole: 7r/7r/7r/7r/8/8/8 C	10-pole block of Front-Connected W3TS Switches with (4) Test Jacks with Red Handles (Element #7r) followed by (3) Left-Hand Test Jack & Short-Circuiting Current Assemblies with Common Bar & Black Handles (Element #8); Barriers; Cover; 600 Volts 30 amp.
W3TS-10-TS-C-B	10-pole: B7r/B7r/B7r/B7r/B8/B8/B8 C	10-pole block of Back-Connected W3TS Switches consisting of (4) Test Jacks with Red Handles (Element #7r), and (3) Left-Hand Test Jack & Short-Circuiting Current Assemblies with Common Bar & Black Handles (Element #8); Barriers; Cover; 600 Volts 30 amp.
W3TS-10-TS-D&C	10-pole: 7r/9/7r/9/7r/9/7r C	10-pole Block of Front-Connected W3TS Switches alternating 4 Test Jacks with Red Handles (Element #7r), and (3) Left-Hand Test Jack & Short-Circuiting Current Assemblies with Common Bar & Black Handles (Element #8); Barriers; Cover; 600 Volts 30 amp.
W3TS-10-TS-E&C	10-pole: 8/8/8/8/8 C	10-pole block of Front-Connected W3TS Switches made of (5) Left-Hand Test Jack & Short-Circuiting Current Assemblies with Common Bar & Black Handles (Element #8); Barriers; Cover; 600 Volt 30 amp.

W3TS-10-TS-F&C	10-pole: 7/1/7/1/7/1/7/1/7/1 C	10-pole block of W3TS Switches consisting of (5) Test Jacks with Black Handles (Element #7), alternating with (5) Basics with Red Handles (Element #1); Barriers; Cover; 600 Volts 30 amp.
W3TS-10-TS-G&C	10-pole: 1/1/8/8/8/8 C	10-pole block of Front-Connected W3TS Switches consisting of (2) Basics with Red Handles (Element #1), followed by (4) Left-Hand Test Jack & Short-Circuiting Current Assemblies with Common Bar & Black Handles (Element #8); Barriers; Cover; 600 Volt 30 amp.
W3TS-10-TS-H&C	10-pole: 1/1/1/1/8/1/1/1/1 C	10-pole block of Front-Connected W3TS Switches with (4) Basics with Red Handles (Element #1), (1) Left-Hand Test Jack & Short-Circuiting Current Assemblies with Common Bar & Black Handles (Element #8), and (4) Basics with Red Handles (Element #1); Barriers; Cover; 600 Volt 30 amp.
W3TS-10-TS-J&C	10-pole: 1/1/1/8/8/8/1 C	10-pole block of Front-Connected W3TS Switches made of (3) Basics with Red Handles (Element #1), (3) Left-Hand Test Jack & Short-Circuiting Current Assemblies with Common Bar & Black Handles (Element #8), and (1) Basic with Red Handle (Element #1); Barriers; Cover; 600 Volt 30 amp.
W3TS-10-TS-J-DR	10-pole: 1/1/1/8/8/8/1 DR	10-pole block of Front-Connected W3TS Switches made of (3) Basics with Red Handles (Element #1), (3) Left-Hand Test Jack & Short-Circuiting Current Assemblies with Common Bar & Black Handles (Element #8), and (1) Basic with Red Handle (Element #1); Barriers; Din Rail Clips; 600 Volt 30 amp.
W3TS-10-TS-Jk-DR	10-pole: 1k/1k/1k/8/8/8/1k DR	10-pole block of Front-Connected W3TS Switches made of (3) Basics with Black Handles (Element #1k), (3) Left-Hand Test Jack & Short-Circuiting Current Assemblies with Common Bar & Black Handles (Element #8), and (1) Basic with Black Handle (Element #1k); Barriers; Din Rail Clips; 600 Volt 30 amp.
W3TS-10-TS-K&C	10-pole: 1/1/1/1/8/8/8 C	10-pole block of Front-Connected W3TS Switches made of (4) Basics with Red Handles (Element #1), (3) Left-Hand Test Jack & Short-Circuiting Current Assemblies with Common Bar & Black Handles (Element #8); Barriers; Cover; 600 Volt 30 amp.

W3TS-10-TS-K-B	10-pole: B1/B1/B1/B1/B8/B8/B8 C	10-pole block of Back-Connected W3TS Switches with (4) Basics with Red Handles (Element 1k), (3) Left-Hand Test Jack & Short-Circuiting Current Assemblies with Common Bar & Black Handles (Element #8); Barriers; Cover; 600 Volt 30 amp.
W3TS-10-TS-L-B	10-pole: B1/B8/B8/B8/B8/B1 C	10-pole Block of Back-Connected W3TS Switches consisting of (1) Basic with Red Handles (Element #1), (4) Left-Hand Test Jack & Short-Circuiting Current Assemblies with Common Bar & Black Handles (Element #8), and (1) Basic with Red Handle (Element #1); Barriers; Cover; 600 Volts 30 amp.
W3TS-10-TS-M-B	10-pole: B8/B8/B8/B1/B1/B1/B1	10-pole block of Back-Connected W3TS Switches with (3) Left-Hand Test Jack & Short-Circuit Current Assemblies with Common Bar & Black Handles (Element #8), then (4) Basics with Red Handles (Element #1); Barriers; Cover; 600 Volt 30 amp.
W3TS-10-TS-Mk	10-pole: 8/8/8/1k/1k/1k/1k	10-pole block of Front-Connected W3TS Switches made of (3)Left-Hand Test Jack & Short-Circuiting Current Assemblies with Common Bar & Black Handles (Element #8), then (4) Basics with Black Handles (Element 1k); Barriers; 600 Volt 30 amp.
W3TS-10-TS-N&C	10-pole: 1/1/1/7/9/9/9 C	10-pole Block of Front-Connected W3TS Switches with (3) Basics with Red Handles (Element #1), (1) Test Jack switch with Black Handle (Element #7), and (3) Right-Hand Test Jack/Short-Circuiting Current Assemblies with Common Bar & Black Handles (Element #9); Barriers; Cover; 600 Volt 30 amp.
W3TS-10-TS-Ng&C	10-pole: 1/1/1/7g/9/9/9 C	10-pole Block of Front-Connected W3TS Switches with (3) Basics with Red Handles (Element #1), (1) Test Jack with Green Handle (Element #7g), and (3) Right-Hand Test Jack Short-Circuiting Current Assemblies with Common Bar & Black Handles (Element #9); Barriers; Cover; 600 Volt 30 amp.
W3TS-10-TS-P&C	10-pole: 1k/1k/1k/1k/2/2/2 C	10-pole block of Front-Connected W3TS Switches made of (4) Basics with Red Handles (Element #1), and (3) Ganged Double-Pole Basic with Red Handles (Element #2); Barriers; Cover; 600 Volt 30 amp.

W3TS-10-TS-Rk-B	10-pole: B1k/B9/B9/B9/B1k/B1k/B1k C	10-pole Block of Back-Connected W3TS Switches consisting of (1) Basic with Black Handle (Element 1k), (3) Right-Hand Test Jack/Short-Circuiting Current Assemblies with Common Bar & Black Handles (Element #9), and (3) Basics with Black Handles (Element 1k); Barriers; Cover; 600 Volt 30 amp.
W3TS-10-TS-S-DR	10-pole: 7r/7r/7r/13/9/9/9 DR	10-pole block of Front-Connected W3TS Switches with (3) Test Jacks with Red Handles (Element 7r), (1) Through Bar (Element #13), and (3) Right-Hand Test Jack/Short-Circuiting Current Assemblies with Common Bar & Black Handles (Element #9); Barriers; DIN Rail Clips; 600 Volts 30 amp.
W3TS-10-TS-T-DR	10-pole: 9/9/9/9/7r/7r DR	10-pole block of Front-Connected W3TS Switches with (4) Right-Hand Test Jack/Short-Circuiting Current Assemblies with Common Bar & Black Handles (Element #9), and (2) Test Jacks with Red Handles (Element 7r); Barriers; DIN Rail Clips; 600 Volts 30 amp.
W3TS-10-TS-X-DR&C	10-pole: 3/1k/1k/1k/1k/1k/1k/1k DR C	10-pole block of Front-Connected W3TS Switches with 1 Ganged 3-pole Basic with Red Handle (Element #3), and (7) Basics with Black Handles (Element 1k); Barriers; DIN Rail Clips; Cover; 600 Volts 30 amp.
W3TS-10-TS10	10-pole: 1k/1k/1k/1k/5/5/5	10-pole block Front-Connected W3TS Switches with (4) Basics with Black Handles (Element #1k), and (3) Ganged 2-pole Short-Circuit Current Assemblies with Common Bar & Black Handles (Element #5); Barriers; 600 Volt 30 amp.
W3TS-10-TS10-D	10-pole: 1/1/1/9/1/1/9/1	10-pole block of Front-Connected W3TS Switches with (3) Basics with Red Handles (Element #1), (1) Right-Hand Test Jack/Short-Circuiting Current Assemblies with Common Bar & Black Handles (Element #9), 2 Basics with Red Handles (Element #1), (1) Right-Hand Test Jack/Short-Circuiting Current Assemblies with Common Bar & Black Handles (Element #9), and (1) Basic with Red Handle (Element #1); Barriers; 600 Volts 30 amp.
W3TS-10-TS11-DR&C	10-pole: 7r/7r/7r/7r/8/8/8 DR C	10-pole block of Front-Connected W3TS Switches with (4) Test Jacks with Red Handles (Element #7r), and (3) Left-Hand Test Jack & Short-Circuiting Current Assemblies with Common Bar & Black Handles (Element #8); Barriers; DIN Rail Clips; Cover; 600 Volts 30 amp.

W3TS-10-TS12-DR	10-pole: 13/13/13/13/13/13/13/13/13/13 DR	10-pole block of Front-Connected W3TS Switches consisting of (10) Through Bars (Element #13); Barriers; DIN Rail Clips; 600 volts 30 amp.
W3TS-10-TS13&C	10-pole: 2k/2k/2k/14/1k/1k/1k C	10-pole Block of Front-Connected W3TS Switches with (3) 2 pole Basics Ganged with Black Handles (Element 2K), (1) Blank Space (Element #14), and (3) 1-pole Basics with Black Handles (Element 1k); Barriers; Cover; 600 Volt 30 amp.
W3TS-10-TS2-Akr-G5-5	10-pole: 1k/1k/1k/1k/1k G 1/1/1/1/1 G	10-pole block of Front-Connected W3TS Switches with (5) Basics with Black Handles (Element 1k), all Ganged together, then (5) Basics with Red Handles (Element #1), all Ganged together; Barriers; 600 Volt 30 amp.
W3TS-10-TS2-Ark&G4-6	10-pole: 1K/1K/1K/1K/1K/1K G 1/1/1/1 G	10-pole block Front-Connected W3TS Switches with (6) Basics with Black Handles (Element #1k), Ganged, then (4) Basics with Red Handles (Element #1), Ganged; Barriers; 600 Volt 30 amp.
W3TS-10-TS3-B	10-pole: B2k/B3k/B1k/ B1k/B1k/B1k C	10-pole block of Back-Connected W3TS Switches with Ganged 2-pole Basic - Black Handles (Element #2k), Ganged 3-pole Basic - Black Handles (Element #3k, and (4) Basics with Black Handles (Element 1k); Barriers; Cover; 600 Volts 30 amp.
W3TS-10-TS4-B	10-pole: B8/B8/B8/B8/B2 C	10-pole block of Back-Connected W3TS Switches with (4) Left-Hand Current Assembly with Short-Circuit/Test Jack Current Assemblies with Black Handles (Element #8), and (1) 2-pole Ganged Basic with Red Handles (Element #2); Barriers; Cover; 600 Volts 30 amp.
W3TS-10-TS5-B	10-pole: B2k/B3k/B1k/B1k/B1k/B2 C	10-pole block of Back-Connected W3TS Switches with (1) Ganged 2-pole Basic with Black Handles (Element 2k), (1) Ganged 3-pole Basic with Black Handles (Element #3k), (3) Basics with Black Handles (Element 1k) and (1) Ganged 2-pole Basic with Red Handles (Element #2); Barriers; Cover; 600 Volts 30 amp.
W3TS-10-TS6&C	10-pole: 3/13/5/5/5 C	10-pole block of Front-Connected W3TS Switches with (1) Ganged 3-pole Basic with Red Handles (Element #3), (1) Through Bar (Element #13), and (3) Ganged 2-pole Short-Circuiting Assemblies with Common Bar and Black Handles (Element #5); Barriers; Cover; 600 Volts 30 amp.

W3TS-10-TS7-B	10-pole BC B8/B8/B8/B8/B8 C	10-pole block of Back-Connected W3TS Switches with (5) Left-Hand Short-Circuiting/Test Jack Current Assemblies with Common Bar & Black Handles (Element #8); Barriers; Cover; 600 Volts 30 amp.
W3TS-10-TS8-B	10-pole: B1k/B1k/B1k/B8/B8/B8/B7 C	10-pole block of Back-Connected W3TS Switches with (3) Black-Handled Basics (Element 1k), (3) Left-Hand Short-Circuiting/Test Jack Current Assemblies with Common Bar & Black Handles (Element #8), and (1) Test Jack with Black Handle (Element #7); Barriers; & Cover; 600 Volt 30 amp.
W3TS-10-TS9-B	10-pole:B1/B1/B1/B4/B4/B4/B4/B1 C	10-pole block of Back-Connected W3TS Switches with (3) Basics with Red Handles (Element #1), (6) Short-Circuiting Assemblies with Black Handles (Element #4), and (1) Basic with Red Handle (Element #1)Barriers; Cover; 600 Volt 30 amp.
W3TS-10-V-B	10-pole: B1/B4 CB B1k/B1k/B4 CB B1k/B1k/B4 CB B1k/B1k	10-pole block of Back-Connected W3TS Switches with (1) Basic with Red Handle (Element #1), then alternate (3) Short Circuiting Assemblies with Black Handles (Element #4), Linked by Common Bar to (3) Basics with Black Handles (Element #1k), and (3) individual Basics with Black Handles (Element #1k); Barriers/ Cover; 600Volt 30 amp.
W3TS-10-W-B	10-pole: B9/B9/B9/B1k/B1k/B1k/B1k C	10-pole block of Back-Connected W3TS Switches with (3) Right-Hand Test Jack/Short-Circuiting Current Assemblies with Common Bar & Black Handles (Element #9), and (4) Basics with Black Handles (Element 1k); Barriers; Cover; 600 Volt 30 amp.
W3TS-10-Wrk-B	10-pole: B9/B9/B9/B1/B1/B1k/B1k	10-pole block of Back-Connected W3TS Switches with (3) Right-Hand Test Jack/Short-Circuiting Current Assemblies with Common Bar & Black Handles (Element #9), (2) Basics with Red Handles (Element #1), and (2) Basics with Black Handles (Element #1k); Barriers; Cover; 600 Volt 30 amp.
W3TS-10-Y	10-pole: 2/2/2/2/2	10-pole block of Front-Connected W3TS Switches with (5) Ganged Double-Pole Basics with Red Handles (Element #2); Barriers; 600 Volts 30 amp.
W3TS-10-Y-DR	10-pole: 2/2/2/2/2 DR	10-pole block of Front-Connected W3TS Switches with (5) Ganged Double-Pole Basics with Red Handles (Element #2); Barriers; DIN Rail Clips; 600 Volts 30 amp.

W3TS-10-Yk-DR-NK

10-pole: 2k/2k/2k/2k/2k NK DR

10-pole block of Front-Connected NO KNOB W3TS Switches with (5) Ganged Double-Pole Basics with Black Handles (Element 2k); Barriers; DIN Rail Clips; 600 Volt 30 amp.

11 POLE BLOCKS

[Return Home](#)

TEST SWITCH PART #	Short Description	Long Description
W3TS-11-TS-D	11-pole: 1/1/1/9/9/9/9	11-pole block of Front-Connected W3TS Switches with (3) Single-Pole Basics with Red Handles (Element #1), and (4) Right-Hand Test Jack/Short-Circuiting Current Assemblies with Common Bar & Black Handles (Element #9); Barriers; 600 Volt 30 amp.
W3TS-11-TS-F-DR&C	5r/1k/5r/1k/5r/1k/14/1k DR C	11-pole block of Front-Connected W3TS Switches with (1) Ganged 2-pole Short-Circuiting Assembly with Red Handle (Element #5r) Alternating with (1) Basic with a Black Handle (Element #1k) for three instances, and then a Blank Space (Element #14), followed by a Basic with Black Handle (Element 1k); Barriers; Din Rail Clips; Cover; 600 Volt 30 amp.
W3TS-11-TS-J3-B	11-pole: B1/B1/B1/B9/B9/B9/B1k/B1k C	11-pole block of Back-Connected W3TS Switches with (3) Red Handled Basics (Element #1), (3) Right-Hand Test Jack/Short-Circuiting Current Assemblies with Common Bar & Black Handles (Element #9), and (2) Black Handled Basics (Element #1k); Barriers; Cover; 600 Volt 30 amp.
W3TS-11-TS-J3-DR	11-pole: 1/1/1/9/9/9/1k/1k DR	11-pole block of Front-Connected W3TS Switches with (3) Red Handled Basics (Element #1), (3) Right-Hand Test Jack/Short-Circuiting Current Assemblies with Common Bar & Black Handles (Element #9), and (2) Black Handled Basics (Element #1k); Barriers; DIN Rail Clips; 600 Volts 30 amp.
W3TS-11-TS-K-DR	11pole: 1k/1k/13/1k/1k/1k/1k/13/1k/1k/13 DR	11-pole block of Front-Connected W3TS Switches with (2) Basic with Black Handles (Element #1k), (1) Through Bar (Element #13), (4) Basics with Black Handles (Element #11), (1) Through Bar (Element #13), (2) Basics with Black Handles (Element #1k), and (1) Through Bar (Element #13); Barriers; DIN Rail Clips; 600 Volt 30 amp.

W3TS-11-TS14-DR	11-pole: 4/4G 4/4G 4/4G 4/4G 4/4G 13 CB DR	11-pole block of Front-Connected W3TS Switches with (5) pairs of Short-Circuiting Assemblies with Black Handles (Element #4), each pair Ganged, (1) Through Bar (Element #13) all connected with an 11-pole Common Bar; Barriers; DIN Rail Clips; 600 Volt, 30 amp.
-----------------	---	---

12 POLE BLOCKS [Return Home](#)

TEST SWITCH PART #	Short Description	Long Description
W3TS-12-A	12-pole: 1/1/1/1/1/1/1/1/1/1/1/1	12-pole Block of Front-Connected W3TS Switches made of (12) Single-Pole Basics with Red Handles (Element #1); Barriers; 600 Volt 30 amp.
W3TS-12-A&C	12-pole: 1/1/1/1/1/1/1/1/1/1/1/1 C	12-pole Block of Front-Connected W3TS Switches consisting of (12) Single-Pole Basics with Red Handles (Element #1); Barriers; Cover; 600 Volt 30 amp.
W3TS-12-A-DR	12-pole: 1/1/1/1/1/1/1/1/1/1/1/1 DR	12-pole Block of Front-Connected W3TS Switches consisting of (12) Single-Pole Basics with Red Handles (Element #1); Barriers; DIN Rail Clips; 600 Volt 30 amp.
W3TS-12-Ak&C	12-pole: 1k/1k/1k/1k/1k/1k/1k/1k/1k/1k/1k/1k C	12-pole Block of Front-Connected W3TS Switches consisting of (12) Single-Pole Basics with Black Handles (Element #1k); Barriers; Cover; 600 Volt 30 amp.
W3TS-12-Ak-DR	12-pole: 1k/1k/1k/1k/1k/1k/1k/1k/1k/1k/1k/1k DR	12-pole Block of Front-Connected W3TS Switches consisting of (12) Single-Pole Basics with Black Handles (Element #1k); Barriers; DIN Rail Clips; 600 Volt 30 amp.
W3TS-12-Ak-DR-G12&C	12-pole: 1k/1k/1k/1k/1k/1k/1k/1k/1k/1k/1k/1k G DR C	12-pole Block of Front-Connected W3TS Switches with (12) Single-Pole Basics with Black Handles (Element #1k), all Ganged together; Barriers; DIN Rail Clips; Cover; 600 Volt 30 amp.
W3TS-12-Bk-DR-NK	12-pole: 2k/2k/2k/2k/2k/2k NK DR	12-pole block of Front-Connected NO KNOB W3TS Switches consisting of (6) #2k Ganged Double-Pole Basics with Black Handles (Element #2k); Barriers; DIN Rail Clips; 600 Volt 30 amp.
W3TS-12-D&C	12-pole: 9/9/9/9/9/9 C	12-pole block of Front-Connected W3TS Switches made of (6) #9 Right-Hand Test Jack/Short-Circuiting Current Assemblies with Common Bar & Black Handles (Element #9); Barriers; Cover; 600 Volts 30 amp.

W3TS-12-D-DR	12-pole: 9/9/9/9/9/9 DR	12-pole block of Front-Connected W3TS Switches consisting of (6) Right-Hand Test Jack/Short-Circuiting Current Assemblies with Common Bar & Black Handles (Element #9); Barriers; DIN Rail clips; 600 Volts 30 amp.
W3TS-12-E	12-pole: 1/9/1/9/1/9/1/9	12-pole block of Front-Connected W3TS Switches starting with (1) Single-Pole Basic with Red Handle (Element #1), and alternating with (1) Right-Hand Test Jack/Short-Circuiting Current Assembly with Common Bar & Black Handles (Element #9); Barriers; 600 Volt, 30 amp.
W3TS-12-E&C	12-pole: 1/9/1/9/1/9/1/9 C	12-pole block of Front-Connected W3TS Switches start with (1) Single-Pole Basic with Red Handle (Element #1), and alternating with (1) Right-Hand Test Jack/Short-Circuiting Current Assembly with Common Bar & Black Handles (Element #9); Barriers; Cover; 600
W3TS-12-E-B	12-pole: B1/B9/B1/B9/B1/B9/B1/B9 C	12-pole block of Back-Connected W3TS Switches starting with (1) Single-Pole Basic with Red Handle (Element #1), and alternating with (1) Right-Hand Test Jack/Short-Circuiting Current Assembly with Common Bar & Black Handles (Element #9); Barriers; Cover; 600 Volt, 30 amp.
W3TS-12-Gr&C	12-pole: 5r/5r/5r/5r/5r/5r C	12-pole block of Front-Connected W3TS Switches with (6) Ganged 2-pole Short Circuiting Assemblies with Common Bar and Red Handles (Element #5r); Barriers; Cover; 600 Volts 30 amp.
W3TS-12-Gr-DR & C	12-pole: 5r/5r/5r/5r/5r/5r DR C	12-pole block of Front-Connected W3TS Switches with (6) Ganged 2-pole Shortcut Assembly with Common Bar and Red Handles (Element #5r); Barriers; DIN Rail Clips; Cover; 600 Volts 30 amp.
W3TS-12-TS-D & C	12-pole: 8/8/8/8/8/8 C	12-pole block of Front-Connected W3TS Switches made of (6) Left-Hand Short-Circuiting/Test Jack Current Assemblies with Common Bar & Black Handles (Element #8); Barriers; Cover; 600 Volts 30 amp.
W3TS-12-TS-D-B	12-pole: B8/B8/B8/B8/B8/B8 C	12-pole block of Back-Connected W3TS Switches made of (6) Left-Hand Short-Circuiting/Test Jack Current Assemblies with Common Bar & Black Handles (Element #8); Barriers; Cover; 600 Volts 30 amp.

W3TS-12-TS-F&C	12-pole:7/1/7/1/7/1/7/1/7/1/7/1 C	12-pole block of Front-Connected W3TS Switches starting with (1) Test Jack with Black Handle (Element #7) and alternating (1) Basic with Red Handle (Element #1) Barriers; Cover; 600 Volt 30 amp.
W3TS-12-TS-J	12-pole 1/1/1/1/9/9/9/9	12-pole block of Front-Connected W3TS Switches with (4) Single-Pole Basics with Red Handles (Element #1), and (4) Right-Hand Test Jack/Short-Circuiting Current Assemblies with Common Bar & Black Handles (Element #9); Barriers; 600 Volt, 30 amp.
W3TS-12-TS-M	12-pole 13/1/1/1/9/9/9/9	12-pole block of Front-Connected W3TS Switches with (1) Through Bar (Element #13), (3) Basics with Red Handles (Element #1), and (4) Right-Hand Test Jack/Short-Circuiting Current Assemblies with Common Bar & Black Handles (Element #9); Barriers; 600 Volt, 30 amp.
W3TS-12-TS-N	12-pole: 13/13/13/13/13/13/13/13/13/13/13	12-pole block of Front-Connected W3TS Switches consisting of (12) Through Bars (Element #13); Barriers; 600 Volts 30 amp.
W3TS-12-TS-P&C	12-pole: 1k/1k/1k/1k/9/9/9/1/1 C	12-pole block of Front-Connected W3TS Switches consisting of (4) Basics with Black Handles (Element #1k), (3)Right-Hand Test Jack/Short-Circuiting Current Assemblies with Common Bar & Black Handles (Element #9), and (2) Basics with Red Handles (Element #1); Barriers; Cover; 600 Volt 30 amp.
W3TS-12-TS1-DR&C	12-pole: 3/3/6/6 DR C	12 pole block of Front-Connected W3TS Switches with (2) Ganged 3-Pole Basic with Red Handles (Element #3), and (2)Ganged 3-pole short Current Assemblies with Common Bar and Black Handles (Element #6); Barriers; DIN Rail Clips; Cover; 600 Volts 30 amp.
W3TS-12-TS2-DR&C	12-pole: 6r/6/6/6 DR C	12 pole block of Front-Connected W3TS Switches consisting of (1) Ganged 3-pole Short-Circuiting Assembly with Red Handles and Common Bar (Element #6r), and (3) Ganged 3-pole Short-Circuiting Current Assemblies with Black Handles and Common Bar; Barriers; DIN Rail Clips; Cover; 600 Volt 30 amp.
W3TS-12-TS3-DR&C	12-pole: 11/11/11/11/11/11 DR C	12 pole block of Front-Connected W3TS Switches with (6) Left-Hand Single Terminal and Short Circuiting Assemblies with Black Handles and Common Bar; Barriers; DIN Rail Clips; Cover; 600 Volt 30 amp.

W3TS-12-TS4-E&C	12-pole: 1/9/1/9/1/9/1/2k C	12-pole block of Front-Connected W3TS Switches consisting of (1) Basic with Red Handle (Element #1) alternating with (1) Right-Hand Test Jack/Short-Circuiting Current Assemblies with Common Bar & Black Handles (Element #9), 3 times, then (1) Basic with Red Handle (Element #1), and (1) Ganged Double-pole Basic with Black Handles (Element #2k); Barriers; Cover; 600 Volt, 30 amp.
W3TS-12-TS5-B	12-pole: B1/B1/B5/B5/B5/B1k/B1k/B1k/B1k C	12-pole block of Back-Connected W3TS Switches with (2) Single-Pole Basic with Red Handles (Element #1), (3) Ganged 2-pole Short-Circuiting Assemblies with Common Bar and Black Handles (Element #5) and (4) Single Pole Basics with Black Handles (Element #1k); Barriers; Cover; 600 Volt 30 amp.
W3TS-12-U	12-pole: 1/1/1/1/1/1/1/9/9/9	12-pole block of Front-Connected W3TS Switches with (6) Single-Pole Basics with Red Handles (Element #1), and (3) Right-Hand Test Jack/Short-Circuiting Current Assemblies with Common Bar & Black Handles (Element #9); Barriers; 600 Volt, 30 amp.

13 POLE BLOCKS

TEST SWITCH PART #	Short Description	Long Description
W3TS-13-A&G	13-pole: 1/1/1/1/1/1/1/1/1/1/1/1/1 G	13-pole Block of W3TS Front-Connected Switches made of (13) Single-Pole Basics with Red Handles (Element #1), all Ganged together; Barriers; 600 Volt 30 amp.
W3TS-13-A	13-pole: 1/1/1/1/1/1/1/1/1/1/1/1/1	13-pole Block of W3TS Front-Connected Switches made of (13) Single-Pole Basics with Red Handles; Barriers; 600 Volt 30 amp.
W3TS-13-TS1-DR & C	13-pole: 1/1y/1b/1/1y/1b/1/1y/1b/1/1y/1b/13 DR C	13-pole: 13-pole block of Front-Connected W3TS with 12 Single Pole Basics alternating Red, Blue, and Yellow Handles (Elements 1, 1y, 1b), finishing with (1) Through Bar (Element #13); Barriers; DIN Rail Clips; Cover; 600 Volt 30 amp.

14 POLE BLOCKS [Return Home](#)

TEST SWITCH PART #	Short Description	Long Description
W3TS-14-A-DR	14-pole: 1/1/1/1/1/1/1/1/1/1/1/1/1/1 DR	14-pole block of Front-Connected W3TS Switches with (14) Basic Switches with Red Handles (Element #1); Barriers; DIN Rail Clips; 600 Volt 30 amp.

W3TS-14-Ak-DR & C	14-pole: 1k/1k/1k/1k/1k/1k/1k/1k/1k/1k/1k/1k/1k/1k DR C	14-pole block of Front-Connected W3TS Switches consisting of (14) Single-pole Basics with Black Handles (Element #1k); Barriers; DIN Rail Clips; Cover; 600 Volt 30 amp.
W3TS-14-BO-B	14-pole: B9/B9/B9/B9/B1/B1/B1/B1/B1/B1 C	14-pole block of Back-Connected W3TS Switches with (4) Right-Hand Test Jack/Short-Circuiting Current Assemblies with Common Bar & Black Handles (Element #9), and (6) Single-pole basics with Red Handles (Element #1)/ Barriers; Cover; 600 Volt 30 amp.
W3TS-14-TS-Crk	14-pole: 1/1/1/1/1/1/1/1/1/1/2k/2k	14-pole block of Front-Connected W3TS Switches consisting of (10) Single-pole basics with Red Handles (Element #1), and (2) Double-pole Ganged Basics with Black Handles (Element #2k); Barriers; 600 Volt 30 amp.
W3TS-14-TS-E&C	14 pole: 5r/5y/5b/5g/1r/1y/1b/1g C	14-pole block Front-Connected W3TS Switches consisting of (4) Ganged 2-Pole Short-Circuiting Assemblies with Common Bar with Red , Yellow, Blue and Green Handles (Elements # 5r, 5y, 5b & 5g), (4) Ganged 2-pole, and (6) Single-pole Basics with Red, Yellow, Blue, & Green Handles (Elements #1r,1y,1b & 1g);Barriers; Cover 600Volt30amp
W3TS-14-TS-F&C	14-pole: 1/1/1/1/8/8/8/8/1k/1k C	14-pole block of Front-Connected W3TS Switches with (4) Single-pole Basics with Red Handles (Element #1), (4) Left-Hand Short-Circuiting/Test Jack Current Assemblies with Common Bar & Black Handles (Element #8), and (2) Single-pole Basics with Black Handles (Element #1k); Barriers; Cover; 600 Volt, 30 amp.
W3TS-14-TS-F-DR & C	14-pole: 1/1/1/1/8/8/8/8/1k/1k DR C	14-pole block Front-Connected W3TS Switches with (4) Single Pole Basics with Red Handles (Element #1), (4) Left-Hand Short-Circuiting/Test Jack Current Assemblies with Common Bar & Black Handles (Element #8), and (2) Single-pole Basics with Black Handles (Element #1k); Barriers; DIN Rail Clips; Cover; 600 Volt 30 amp.
W3TS-14-TS-J-B	14-pole: B1/B1/B1/B1/B1/B1/B8/B8/B8/B8 C	14-pole block of Back-Connected W3TS Switches with (6) Single-pole Basics with Black Handles (Element #1k), (4) Left-Hand Short-Circuiting/Test Jack Current Assemblies with Common Bar & Black Handles (Element #8); Barriers; Cover; 600 Volt 30 amp.

W3TS-14-TS-J-DR&C	14-pole: 1/1/1/1/1/1/8/8/8/8 DR C	14-pole block of Front-Connected W3TS Switches with (6) Single-pole Basics with Red Handles (Element #1), and (4) Right-Hand Test Jack/Short-Circuiting Current Assemblies with Common Bar & Black Handles (Element #9); Barriers; DIN Rail Clips; Cover; 600 Volt 30 amp.
W3TS-14-TS2-DR	14-pole: 13/13/13/13/13/13/13/13/13/13/13/13/13 DR	14-pole block of Front-Connected W3TS Switches consisting of (14) Through Bars (Element #13); Barriers; DIN Rail Clips; 600 Volt 30 amp.
W3TS-14-TS4-B	14-pole: B9/B9/B9/B9/B1/B1/B1/B1/B1k/B1k C	14-pole block of Back-Connected W3TS Switches with (4) Right-Hand Test Jack/Short-Circuiting Current Assemblies with Common Bar & Black Handles (Element #9), (4) Single-pole Basics with Red Handles (Element #1), and (2) Single-pole Basics with Black Handles (Element #1k); Barriers; Cover; 600 Volt 30 amp.
W3TS-14-W-B	14-pole: B9/B9/B9/B9/B9/B9/B1/B1 C	14-pole block of Back-Connected W3TS Switches with (6) Right-Hand Test Jack/Short-Circuiting Current Assemblies with Common Bar & Black Handles (Element #9), and (2) Single-pole Basics with Red Handles (Element #1); Barriers; Cover; 600 Volt 30 amp.

15 POLE BLOCKS [Return Home](#)

TEST SWITCH PART #	Short Description	Long Description
W3TS-15-TS14-DR	15-pole: 7G7/7G7/7G7/G7G/7G7/7G7/7G7/13 DR	15-pole block of Front-Connected W3TS Switches with (7) pair of Short-Circuiting Assemblies with Black Handles (Element #4), each pair Ganged, and (1) Through Bar (Element #13), all connected by a 15-pole Common Bar; Barriers; DIN Rail Clips; 600 Volt, 30 amp.
W3TS-15-TS4-B	15-pole: B9/B9/B9/B9/B1/B1/B1/B1/B1k/B1k/B1k C	15-pole block of Back-Connected W3TS Switches consisting of (4) Right-Hand Test Jack/Short-Circuiting Current Assemblies with Common Bar & Black Handles (Element #9), (4) Single-pole Basics with Red Handles (Element #1), and (3) Single-pole Basics with Black Handles; Barriers; Cover; 600 Volt 30 amp.

16 POLE BLOCKS [Return Home](#)

TEST SWITCH PART #	Short Description	Long Description
--------------------	-------------------	------------------

W3TS-16-A	16-pole: 1/1/1/1/1/1/1/1/1/1/1/1/1/1/1/1	16-pole block of Front-Connected W3TS Switches consisting of (16) Single-Pole Basics with Red Handles (Element #1); Barriers; 600 Volt, 30 amp.
W3TS-16-A-DR	16-pole: 1/1/1/1/1/1/1/1/1/1/1/1/1/1/1/1 DR	16-pole block of Front-Connected W3TS Switches consisting of (16) Single-Pole Basics with Red Handles (Element #1); Barriers; DIN Rail Clips; 600 Volt 30 amp.
W3TS-16-Ak-DR	16-pole: 1k/1k/1k/1k/1k/1k/1k/1k/1k/1k/1k/1k/1k/1k/1k/1k DR	16-pole block of Front-Connected W3TS Switches consisting of (16) Single-pole basics with Black Handles (Element #1k); Barriers; DIN Rail Clips; 600 Volt 30 amp.
W3TS-16-F-DR&C	16-pole: 1/1/1/1/9/9/9/9/9/9/9 DR C	16-pole block of Front-Connected W3TS Switches consisting of (4) Single-pole Basics with Red Handles (Element #1), and (6) Right-Hand Test Jack/Short-Circuiting Current Assemblies with Common Bar & Black Handles (Element #9); Barriers; DIN Rail Clips; Cover; 600 Volt 30 amp.
W3TS-16-TS-P&C	16-pole: 1k/1k/1k/1k/8/8/8/1/1/1/1/1/1/1 C	16-pole block of Front-Connected W3TS Switches consisting of (4) Single-pole basics with Black Handles (Element #1k), (3) Right-Hand Test Jack/Short-Circuiting Current Assemblies with Common Bar & Black Handles (Element #9), and (6) Single-pole Basics with Red Handles (Element #1); Barriers; Cover; 600 Volt 30 amp.
W3TS-16-TS2-DR	16-pole: 7/7/7/7/7/7/7/7/7/7/7/7/7/7/7/7 DR	16-pole block of Front-Connected W3TS Switches consisting of (16) Test Jack Switches with Black Handles (Element #7); Barriers; DIN Rail Clips; 600 Volt 30 amp.
W3TS-16-TS3-DE	16-pole: 1/1/1/1k/1k/1k/1k/1k G 1/1/1/1k/1k/1k/1k/1k G	16-pole block of Front-Connected W3TS Switches consisting of (2) sets of Single-pole Basics with (8) in each set to include (3) Red Handled Basics (Element #1) followed by (5) Black Handled Basics (Element #1k), all 8 Ganged in each set; Barriers; 600 volt 30 amp.
W3TS-16-TS4-B	16-pole: B9/B9/B9/B9/B1/B1/B1/B1/B1k/B1k/B1k/B1k C	16-pole block of Back-Connected W3TS Switches consisting of (4) Right-Hand Test Jack/Short-Circuiting Current Assemblies with Common Bar & Black Handles (Element #9), (4) Single-pole basics with Red Handles (Element #1, and (4) Single-pole Basics with Black Handles (Element #1k); Barriers; Cover; 600 Volt 30 amp.

W3TS-16-TS5-B	16-pole: B1k/B1k/B1k/B8/B12/B8/B12/B8/B12/B7 C	16-pole block of Back-Connected W3TS Switches consisting of (3) Single-pole Basics with Black Handles (Element #1k), then alternating (3) Left-Hand Short-Circuiting/Test Jack Current Assemblies with Common Bar & Black Handles (Element #8) with (3) Right-Hand Single Terminal and Short-Circuiting Assemblies with Common Bar & Black Handles (Element #12), and (1) Test Jack Switch with Black Handle (Element #7); Barriers; Cover; 600 Volt 30 amp.
W3TS-16-TS6-B	16-pole: B9/B9/B9/B9/B9/B9/B9/B9 C	16-pole block of Back-Connected W3TS Switches with (8) Right-Hand Test Jack/Short-Circuiting Current Assemblies with Common Bar & Black Handles (Element #9); Barriers; Cover; 600 Volt 30 amp.

17 POLE BLOCKS [Return Home](#)

TEST SWITCH PART #	Short Description	Long Description
W3TS-17-TS4-B	17-pole B C 4 B9; 4 B1; 5 B1k	17-pole block of Back-Connected W3TS Switches with (4) Right-Hand Test Jack/Short-Circuiting Current Assemblies with Common Bar & Black Handles (Element #9); (4) Basics with Red Handles (Element #1) and (5) Basics with Black Handles (Element #1k); & Cover; 600 Volt 30 amp.

18 POLE BLOCKS [Return Home](#)

TEST SWITCH PART #	Short Description	Long Description
W3TS-18-A	18-pole: 1/1/1/1/1/1/1/1/1/1/1/1/1/1/1/1/1	18-pole block of Front-Connected W3TS Switches consisting of (18) Single-Pole Basics with Red Handles (Element #1); Barriers; 600 Volt 30 amp.
W3TS-18-A-DR	1/1/1/1/1/1/1/1/1/1/1/1/1/1/1/1/1 DR	18-pole block of Front-Connected W3TS Switches consisting of (18) Single-Pole Basics with Red Handles (Element #1); Barriers; DIN Rail Clips; 600 Volt 30 amp.
W3TS-18-TS4-B	18-pole: B9/B9/B9/B9/B1/B1/B1/B1/B1k/B1k/B1k/B1k/B1k/B1k C	18-pole block of Back-Connected W3TS Switches with (4) Right-Hand Test Jack/Short-Circuiting Current Assemblies with Common Bar & Black Handles (Element #9), (4) Single-pole Basics with Red Handles (Element #1), and (6) Single-pole Basics with Black Handles; (Element #1k); Barriers; Cover; & 600 Volt 30 amp.

W3TS-18-TS4-B&C	18-pole: 9/9/9/9/1/1/1/1/1k/1k/1k/1k/1k/1k C	18-pole block of Front-Connected W3TS Switches with (4) Right-Hand Test Jack/Short-Circuiting Current Assemblies with Common Bar & Black Handles (Element #9), (4) Single-pole Basics with Red Handles (Element #1), and (6) Single-pole Basics with Black Handles (Element #1k); Barriers; Cover; 600 Volt 30 amp.
W3TS-18-TS4-B-DR	18-pole: 9/9/9/9/1/1/1/1/1k/1k/1k/1k/1k/1k DR	18-pole block of Front-Connected W3TS Switches with (4) Right-Hand Test Jack/Short-Circuiting Current Assemblies with Common Bar & Black Handles (Element #9), (4) Single-pole Basics with Red Handles (Element #1), and (6) Single-pole Basics with Black Handles (Element #1k); Barriers; DIN Rail Clips; 600 Volt 30 amp.
W3TS-18-TS4-B-DR & C	18-pole: 9/9/9/9/1/1/1/1/1k/1k/1k/1k/1k/1k DR C	18-pole block of Front-Connected W3TS Switches with (4) Right-Hand Test Jack/Short-Circuiting Current Assemblies with Common Bar & Black Handles (Element #9), (4) Single-pole Basics with Red Handles (Element #1), and (6) Single-pole Basics with Black Handles (Element #1k); Barriers; DIN Rail Clips; Cover; 600 Volt 30 amp.

20 POLE BLOCKS [Return Home](#)

TEST SWITCH PART #	Short Description	Long Description
W3TS-20-A	20-pole: 1/1	20-pole block of Front-Connected W3TS Switches consisting of (20) Single Pole Basics with Red Handles (Element #1); Barriers; 600 Volt 30 amp.
W3TS-20-A-DR	20-pole: 1/1 DR	20-pole block of Front-Connected W3TS Switches consisting of (20) Single Pole Basics with Red Handles (Element #1); Barriers; DIN Rail Clips; 600 Volt 30 amp.
W3TS-20-A-DR & C	20-pole: 1/1 DR C	20-pole block of Front-Connected W3TS Switches consisting of (20) Single Pole Basics with Red Handles (Element #1); Barriers; DIN Rail Clips; Cover; 600 Volt 30 amp.
W3TS-20-Ak	20-pole: 1k/1k	20-pole block of Front-Connected W3TS Switches consisting of (20) Single Pole Basics with Black Handles (Element #1k); Barriers; 600 Volt 30 amp
W3TS-20-Ak&C	20-pole: 1k/1k C	20-pole block of Front-Connected W3TS Switches consisting of (20) Single Pole Basics with Black Handles Element #1k); Barriers; Cover; 600 Volt 30 amp.



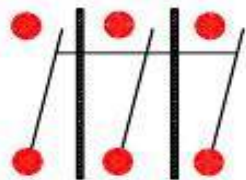

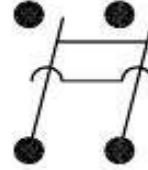
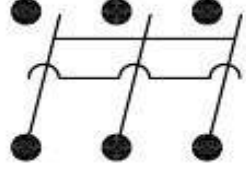


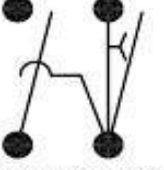


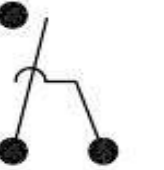



W3TS-20-TS-Bk	20-pole: 2k/14/2k/14/2k/14/2k/14/2k/14/2k	20-pole block of Front-Connected W3TS Switches consisting of (7) Ganged 2-Pole Basics with Black Handles (Element #2k) alternated with (6) Blank Spaces (Element #14); Barriers; 600 Volt 30 amp.
W3TS-20-TS-E-DR	20 pole: 1k/1k/13/1k/1k/1k/1k/1k/13/1k/1k/13/1k/1k/13/1k/1k/1k/1k/1k DR	20-pole block of Front-Connected W3TS Switches consisting of (2) Basics with Black Handles (Element #1k), (1) Through Bar (Element #13), (5) Basics with Black Handles (Element #1k), (1) Through Bar (Element #13), (2) Basics with Black Handles (Element #1k), (1) Through Bar (Element #13), (2) Basics with Black Handles (Element #1k), (1) Through Bar (Element #13), finishing with (5) Basics with Black Handles (Element #1k); Barriers; DIN Rail Clips; 600 Volt 30 amp.
W3TS-20-TS-F-DR	20 pole: 1k/1k/1k/13/1k/1k/13/1k/1k/13/1k/1k/13/1k/1k/13/1k/1k/1k/1k DR	20-pole block of Front-Connected W3TS Switches consisting of (3) Basics with Black Handles (Element #1k), (1) Through Bar (Element #13), (2) Basics with Black Handles (Element #1k), (1) Through Bar (Element #13), (2) Basics with Black Handles (Element #1k), (1) Through Bar (Element #13), (2) Basics with Black Handles (Element #1k), (1) Through Bar (Element #13), (4) Basics with Black Handles (Element #1k), (1) Through Bar (Element #13) and (2) Basics with Black Handles (Element #1k); Barriers; DIN Rail Clips; 600 Volt 30 amp.
W3TS-20-TS2-DR	20-pole: 2k/2k/1k/1k/1k/1k/1k/1k/1k/1k/1k/1k/1/1/1/1/1/1 DR	20-pole block of Front-Connected W3TS Switches consisting of (2) Ganged Double Pole Basics with Black Handles (Element #2k), (10) Basics with Black Handles (Element #1k), and (6) Basics with Red Handles (Element #1); Barriers; DIN Rail Clips; 600 Volt 30 amp.
W3TS-20-TS3-B	20-pole: B1k/B1k/B1k/B9/B9/B9/B1k/B1/B1/B1/B1/B1/B1/B1/B1/B1/B1 C	20-pole block of Back-Connected W3TS Switches consisting of (3) Basics with Black Handles, (3) Right-Hand Test Jack/Short-Circuiting Current Assemblies with Common Bar & Black Handles (Element #9), (1) Basic with Black Handle (Element #1k), and (10) Basics with Red Handles (Element #1); Barriers; Cover; 600 Volt 30 amp

Element #	Short Description	Long Description
1	Element #1 with red Handle	W3TS Front-Connected Single-Pole Potential with Red Handle.
1k	Element#1 w/blk Handle	W3TS Front-Connected Single-Pole Potential with Black Handle.
2	Element #2 w/red handles	W3TS Front-Connected, Ganged, Double-Pole Potential with Red Handles.
2k	Element #2k w/blk handle	W3TS Front-Connected, Ganged, Double-Pole Potential with Black Handles.
2rk	Element #2rk 1red&1blkHndl	W3TS Front-Connected, Ganged, Double-Pole Potential with 1 Red & 1 Black Handle.
3	Element #3 w/red handles	W3TS Front-Connected, Ganged, Three-Pole Potential with Red Handles.
3k	Element #3k w/blk handle	W3TS Front-Connected, Ganged, Three-Pole Potential with Black Handles.
4	Element #4	W3TS Front-Connected Switch consisting of (1) Short-Circuiting Assembly with Black Handle.
4r	Element #4 w/red Handle	(1) Short-Circuiting Assembly with Red Handle.
5	Element #5	W3TS Front-Connected, Ganged, Two-Pole Short-Circuiting Current Assembly with Common Bar and Black Handles.
5r	Element #5r w/red handle	W3TS Front-Connected, Ganged, Two-Pole Short-Circuiting Current Assembly with Common Bar and Red Handles.
6	Element #6	W3TS Front-Connected, Ganged, Three-Pole Short-Circuiting Current Assembly with Common Bar and Black Handles.
6r	Element #6r w/red handles	W3TS Front-Connected, Ganged, Three-Pole Short-Circuiting Current Assembly with Common Bar and Red Handles.
7	Element #7	W3TS Front-Connected Switch consisting of (1) Current Test Jack with Black Handle.
7r	Element #7r w/red Handle	W3TS Front-Connected Switch consisting of (1) Current Test Jack with Red Handle.
8	Element #8	W3TS Front-Connected Left-Hand Current Assembly Switch Consisting of (1)Test Jack and (1) Short-Circuiting Assembly with Common Bar and Black Handles.
9	Element #9	W3TS Front-Connected Right-Hand Current Assembly Switch Consisting of (1) Test Jack and (1) Short-Circuiting Current Assembly with Common Bar and Black Handles.

9r	Element #9r	w/Red Handles	W3TS Front-Connected Right-Hand Current Assembly Switch Consisting of (1) Test Jack and (1) Short-Circuiting Current Assembly with Common Bar and Red Handles.
10	Element #10	Single Terminal	W3TS Front-Connected Switch consisting of (1) Single Terminal.
11	Element#11	LH/S-C&Terminal	W3TS Front-Connected Switch consisting of (1)Left-Hand Single Terminal and (1) Short-Circuiting Assembly with Common Bar and Black Handles.
12	Element#12	RH/S-C&Terminal	W3TS Front-Connected Switch consisting of (1) Right-Hand Single Terminal and (1) Short-Circuiting Assembly with Common Bar and Black Handles.
13	Element #13	Through Bar	W3TS Front-Connected Switch consisting of (1) Through Bar/Straight Strap.
14	Element #14	Blank Space	W3TS Blank Space.
15	Terminal Block		Terminal Block: Front-Connected with 2 single terminals on one Base.
B1	Element #B1	w/red handle	W3TS Back-Connected Single-Pole Potential with Red Handle.
B1k	Element #B 1k	w/blk Handle	W3TS Back-Connected Single-Pole Potential with Black Handle.
B2	Element #B2	w/red handle	W3TS Back-Connected, Ganged, Double-Pole Potential with Red Handles.
B2k	Element #B2k	w/blk handle	W3TS Back-Connected, Ganged, Double-Pole Potential with Black Handles.
B2rk	Element #B2rk	w/1rd&1blk hndl	W3TS Back-Connected, Ganged, Double-Pole Potential with 1 Red and 1 Black Handle.
B3	Element #B3	w/red handle	W3TS Back-Connected, Ganged, Three-Pole Potential with Red Handles.
B3k	Element #B3k	w/blk handle	W3TS Back-Connected, Ganged, Three-Pole Potential with Black Handles.
B4	Element #B4		W3TS back-connected Short-Circuiting Assembly with Black Handle.
B5	Element #B5		W3TS back-connected, Ganged, Two-Pole Short-Circuiting Current Assembly with Common Bar and Black Handles.
B6	Element #B6		W3TS Back-Connected, Ganged, Three-Pole Short-Circuiting Current Assembly with Common Bar and Black Handles.
B7	Element #B7		W3TS Back-Connected Switch featuring (1) Current Test Jack with Black Handle.
B7r	Element #B 7r	w/red Handle	W3TS Back-Connected Switch featuring (1) current Test Jack with Red Handle.
B8	Element #B8		W3TS Back-Connected Left-Hand Current Assembly Consisting of (1) Test Jack and (1) Short-Circuiting Current Assembly with Common Bar and Black Handles.

B9	Element #B9	W3TS Back-Connected Right-Hand Current Assembly Consisting of (1) Test Jack and (1) Short-Circuiting Current Assembly with Common Bar and Black Handles.
B10	Element #B10	W3TS Back-Connected Single Terminal.
B11	Element #B11	W3TS Back-Connected Left-Hand Short-Circuiting Assembly featuring (1) Single Terminal, and (1) Short-Circuiting Assembly with Common Bar and Black Handles.
B12	Element #B12	W3TS Back-Connected Right-Hand Short-Circuiting Assembly featuring (1) Short Circuiting Assembly and (1) Short-Circuiting Assembly with Common Bar and Black Handles.
B13	Element #B13	W3TS Back-Connected Switch consisting of (1) Through Bar/Straight Strap.
B14	Element # B14 Blank Space	W3TS Blank Space featuring a TestSwitch Base.
B15	Element 15 Terminal Block	Back-Connected Terminal Block with (2) Terminals.

ELEMENT NUMBERS AND DESCRIPTION

<p>1</p>  <p>Single-Pole Basic</p>	<p>2</p>  <p>Ganged Double-Pole Basic with Barrier</p>	<p>3</p>  <p>Ganged Three-Pole Basic with Barriers</p>
<p>4</p>  <p>Short-Circuiting Assembly</p>	<p>5</p>  <p>Ganged Two-Pole Short-Circuiting Assembly with Common Bar</p>	<p>6</p>  <p>Ganged Three-Pole Short-Circuiting Assembly with Common Bar</p>
<p>7</p>  <p>Test Jack</p>	<p>8</p>  <p>Left-Hand Test Jack and Short-Circuiting Assembly with Common Bar</p>	<p>9</p>  <p>Right-Hand Test Jack and Short-Circuiting Assembly with Common Bar</p>
<p>10</p>  <p>Single Terminal</p>	<p>11</p>  <p>Left-Hand Single Terminal and Short-Circuiting Assembly with Common Bar</p>	<p>12</p>  <p>Right-Hand Single Terminal and Short-Circuiting Assembly with Common Bar</p>
<p>13</p>  <p>Through Bar</p>	<p>14</p>  <p>Blank Space</p>	<p>15</p>  <p>Terminal Block</p>

- ▶ 1 Front-Connected Tamperproof Cover - Clear
Covers are attached to two thermoplastic studs with captive knobs. The studs have holes for wire seals.
- ▶ 2 Front-Connected Tamperproof Cover - Opaque
Covers are attached to two thermoplastic studs with captive knobs. The studs have holes for wire seals.
(Black is the standard cover but other colors are available by special order)
- ▶ 3 Back-Connected Tamperproof Cover - Clear
Covers are attached to two thermoplastic studs with captive knobs. The studs have holes for wire seals.
- ▶ 4 Back-Connected Tamperproof Cover - Opaque
Covers are attached to two thermoplastic studs with captive knobs. The studs have holes for wire seals.
(Black is the standard cover but other colors are available by special order)
- ▶ 5 Back-Connected Metal Stud Tamperproof Cover - Clear
Covers are attached with two Stainless Steel Screws attached to the mounting ears and secured with captive knobs.
These covers will not work with the Din Rail Mounting Option.
- ▶ 6 Back-Connected Metal Stud Tamperproof Cover - Opaque
Covers are attached with two Stainless Steel Screws attached to the mounting ears and secured with captive knobs.
These covers will not work with the Din Rail Mounting Option.
(Black is the standard cover but other colors are available by special order)
- ▶ 7 DIN-Rail Mounting
Front connected switches have an option of DIN Rail Mounting. Plated steel clips mount to standard 35mm Din Rails
- ▶ 8 Multi-Colored Handles
Currently W3TS Switches are available with Black and Red Handles. Custom colors can be ordered as an option.
Call us for pricing.
- ▶ 9 COMING SOON - GRAPLING HANDLES FOR GANGED SWITCHES
Outside plastic Handles to open and close ganged switches easily. A much safer way by keeping hands clear from switches.
- ▶ 10 Miniature TestSwitch Probe
Used for testing and calibration, this probe is inserted into the W3TS Test Switch and connect easily to all meters.

Dimension Code:**A** = Width of Switch Block overall, including Mounting Ears**B** = Distance between centers of Mounting Ear slots**C** = Width of Switch Block with Barriers (including Barriers automatically provided at each end of Switch Block, but not including Mounting Ears)**D** = Width of Cover**E** = Width of recommended panel cutout for Back-Connected Switch Blocks**F** = Length of Mounting Rod**Dimension Equations: (in inches)**

- C without Cover = (Number of poles * 5/8) + 1/16 (see note)

- C with Cover or Back-Connected = (Number of poles * 5/8) + 3/16

- A = C + 7/8 (and add 1/8" if DIN Rail mounted)

- B = C + 7/16

- D = C + (1 + 1/16)

- E = C

- F = c + 5/16

Note - To allow for extra mounting support, for 26-50 poles add 5/8 " to C.
 For 51 or more poles, add 1 1/4" to C.

[The Element Configuration Document shows the diagrams for the switches and](#)
 for standard grouping of switches used for quotations and ordering

Rated for up to 600 Volts and 30 Amperes

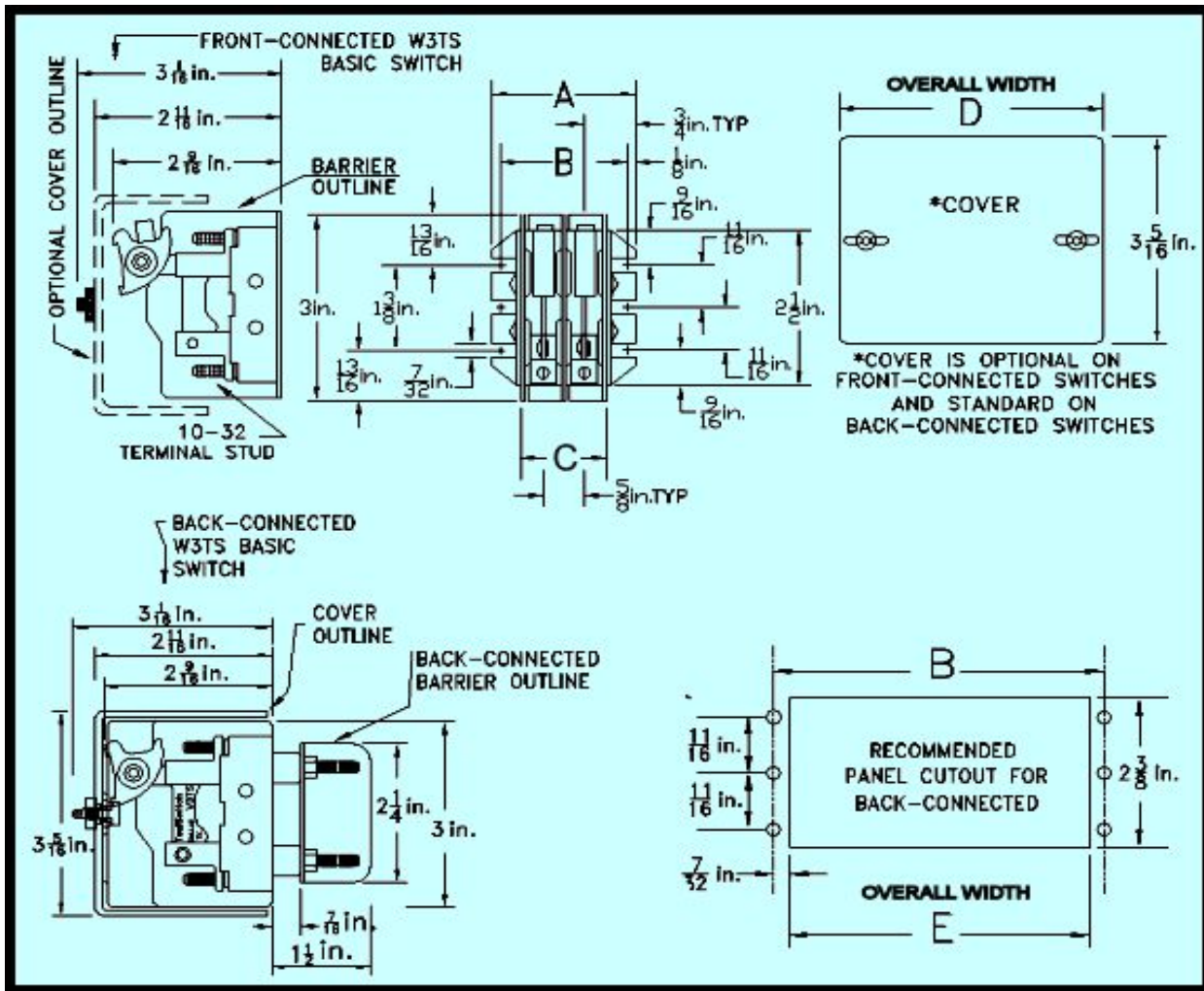
IEEE qualified under C37.90 - Standard for Relay and Relay Systems
 associated with Electric Power Apparatus.

UL qualified in the United States and Canada under Standard 414 (7th Edition)
 and Standard C 22.2 No. 115-M1989, reference UL file E189531.

ANSI compliant under C33.31 - Standard for Knife Switches.

SVHC under REACH Compliant as per June 2012 Revision

ROHS Compliant as per EU Directive 2002/95/EC



Non-ferrous materials - highest quality copper (blade), phosphor-bronze (jaw, hinge, spring washer, shorting element, test jack,) and brass (terminal studs, rivets, assembly nuts and screws) are used for all current carrying metal parts.

Nickle plating protects all current-carrying components including hardware. This corrosion-resistant nickel finish ensures good electrical contact and smooth operation of moving parts even after years of inactivity.

Stainless Steel is used for mounting ears and mounting hardware to ensure a corrosion free part when exposed to outside elements.

Self-extinguishing flame-retardant thermoplastics rated at Underwriters Laboratories' best rating (V-0) are used in all non-metal components.




TestSwitch offers three different types of Switches.


The Switch on the left is our Single-pole Basic Switch.

The Switch in the middle is our Shorting Switch (note the common bar)


The Switch on the right is our Test Jack Switch.



The above picture is an example of a Front-Connected 10-pole with a Clear Tamperproof Cover.



The above picture is an example of a Back-Connected 10-pole block.



The above picture is an example of a Back-Connected 3-pole block with Clear Tamperproof Cover.

