

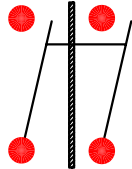
# ELEMENT NUMBERS AND DESCRIPTION

1



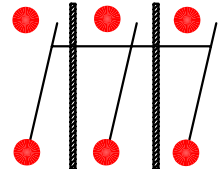
Single-Pole Basic

2



Ganged Double-Pole Basic with Barrier

3



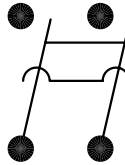
Ganged Three-Pole Basic with Barriers

4



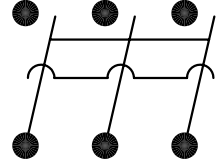
Short-Circuiting Assembly

5



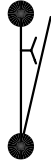
Ganged Two-Pole Short-Circuiting Assembly with Common Bar

6



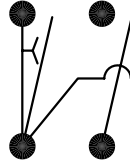
Ganged Three-Pole Short-Circuiting Assembly with Common Bar

7



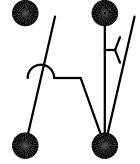
Test Jack

8



Left-Hand Test Jack and Short-Circuiting Assembly with Common Bar

9



Right-Hand Test Jack and Short-Circuiting Assembly with Common Bar

10




Single Terminal

11



Left-Hand Single Terminal and Short-Circuiting Assembly with Common Bar

12



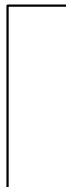
Right-Hand Single Terminal and Short-Circuiting Assembly with Common Bar

13



Through Bar

14



Blank Space

15



Terminal Block